



2024 NYC Public Schools **Admissions Guide**

Infants and Toddlers

3-K

Pre-K

Kindergarten

Gifted & Talented

Middle School

High School

Specialized High Schools

schools.nyc.gov/Admissions

NYC Public
Schools

Eric Adams
Mayor

David C. Banks
Chancellor

Welcome to NYC Public Schools!

LEARN MORE AND APPLY

MySchools.nyc

Explore schools and programs, apply, and get your offer—all in one place.

schools.nyc.gov/SignUp

Sign up for our emails to get the latest updates and reminders.

PROCESS BY PROCESS

Get the most up-to-date, in-depth information, including when to apply and how offers are made. Our video series will walk you through each process.

schools.nyc.gov/InfantsToddlers

For children born after 2021, for qualifying families

schools.nyc.gov/3K

For children born in 2021

schools.nyc.gov/PK

For children born in 2020

schools.nyc.gov/K

For children born in 2019

schools.nyc.gov/GT

For eligible children in kindergarten through fourth grade

schools.nyc.gov/MS

For current grade 5 students

schools.nyc.gov/HS | schools.nyc.gov/SHS

For current grade 8 and first-time grade 9 students

GET PERSONALIZED SUPPORT

- Speak with a school counselor.
- Visit a Family Welcome Center (**schools.nyc.gov/FWC**).
- Call us at **(718) 935-2009** for questions about admissions.

2024 NYC Public Schools Admissions Guide



The information in this admissions guide is accurate at the time of publication but may be subject to change. Check for the most up-to-date admissions information at schools.nyc.gov/Admissions. Also please find any specific information on schools and programs by using MySchools (MySchools.nyc) or contacting schools directly.

It is the policy of the New York City Department of Education (DOE) to provide equal educational opportunities without regard to actual or perceived race, color, religion, age, creed, ethnicity, national origin, alienage, citizenship status, disability, sexual orientation, gender (including actual or perceived gender identity, gender expression, pregnancy/conditions related to pregnancy or childbirth), or weight and to maintain an environment free of harassment on the basis of any of the above protected classifications, including sexual harassment and retaliation. No school may deny admission, registration, or enrollment to a student based on the student's proficiency or perceived proficiency in English. Inquiries regarding compliance with this policy may be directed to: Director, Office of Equal Opportunity, 65 Court Street, Brooklyn, New York 11201. Telephone 718-935-3320 / Toll-free: 877-332-4845

English	Translations of this admissions guide are available at schools, early childhood education programs, and libraries.
Arabic	تتوفر ترجمات دليل القبول هذا في المدارس وبرامج التعليم في الطفولة المبكرة والمكتبات.
Bangla	এই অ্যাডমিশন গাইডের অনূদিত সংস্করণ স্কুল, আর্লি চাইল্ডহুড এডুকেশন প্রোগ্রাম, এবং লাইব্রেরীসমূহে পাওয়া যাবে।
Chinese	各學校、幼兒教育課程地點、圖書館均有本入學指南的譯本，供大家索閱。
French	Les versions traduites de ce guide d'admission sont disponibles dans les écoles, les programmes d'éducation de la petite enfance et les bibliothèques.
Haitian Creole	Tradiksyon gid admisyon sa a disponib nan lekòl, nan pwogram edikasyon pou debitan yo ak nan biblyotèk.
Korean	이 입학전형 안내서의 번역본들은 학교, 조기 아동교육 프로그램 및 도서관에서 찾아 보실 수 있습니다.
Russian	За переводом Руководства для поступающих обращайтесь в школы, программы раннего образования и библиотеки.
Spanish	Las versiones traducidas de esta guía de admisión están disponibles en las escuelas, los programas de educación para la primera infancia y las bibliotecas.
Urdu	اس داخلوں کے رہنما دستی کتابچے کے ترجمے اسکولوں، ابتدائی طفلی تعلیم پروگراموں، اور لائبریریوں میں دستیاب ہیں۔

Table of Contents

1.0 Welcome to NYC Public Schools in Fall 2024!	7
1.1 We Welcome and Serve All Students	8
1.2 Your School District	10
MAP NYC School Districts	11
1.3 Your Local Family Welcome Center	12
1.4 Your School Counselor	12
MAP Family Welcome Centers	13
1.5 Registration Checklist	14
1.6 Transportation Information	14
1.7 Three NYC Public Schools Websites	15
2.0 Use MySchools: Your School Directory and Application	16
2.1 How to Set Up Your MySchools Account	17
2.2 How to Find Schools and Programs	19
2.3 How to Apply	21
2.4 How to Get Your Offer	22

EARLY CHILDHOOD EDUCATION23



3.0 Infants and Toddlers	24
4.0 3-K and Pre-K	25
Action Checklist	25
4.1 Who Can Apply?	26
4.2 Explore Programs	26
4.3 Learn How Children Get Offers	30
4.4 Apply to 3-K or Pre-K	34
4.5 Get Your Offers	35

ELEMENTARY SCHOOL38



5.0 Kindergarten	39
Action Checklist	39
5.1 Who Can Apply?	40
5.2 Explore Elementary Schools	40
5.3 Learn How Children Get Offers	42
5.4 Apply to Kindergarten	44
5.5 Get Your Offer	45

6.0 Gifted & Talented Admissions for Grades 1 through 4	47
Action Checklist	47
6.1 Who Can Apply?	48
6.2 Explore G&T Programs	48
6.3 Learn How Children Get Offers	49

MIDDLE SCHOOL



7.0 Middle School	52
Action Checklist	52
7.1 Who Can Apply?	53
7.2 Explore Middle Schools	53
7.3 Learn How Students Get Offers	54
7.4 Apply to Middle School	57
7.5 Get Your Offer	58

HIGH SCHOOL



8.0 High School and Specialized High Schools	61
Action Checklist	61
8.1 Who Can Apply?	62
8.2 Explore High Schools and Programs	62
8.3 Learn How Students Get Offers	64
8.4 Apply to High School	67
8.5 Participate in Specialized High Schools Admissions	69
8.6 Get Your Offer	70

**HOW STUDENTS GET OFFERS TO NYC PUBLIC SCHOOLS:
AN EXAMPLE**

1.0 Welcome to NYC Public Schools in Fall 2024!

Early Childhood Education



Infants and Toddlers, 3-K, and Pre-K

See Sections 3.0 and 4.0

Elementary School



Grades K–5

See Sections 5.0 and 6.0

Middle School



Grades 6–8

See Section 7.0

High School



Grades 9–12

See Section 8.0

Infants and Toddlers Families with children born after 2021 who are eligible based on income and needs can apply for Infants and Toddlers programs any time of year.

3-K For 3-year-olds
Families with children born in 2021 can begin applying early 2024.

Pre-K For 4-year-olds
Families with children born in 2020 can begin applying early 2024.

Kindergarten For 5-year-olds
Your child will enter kindergarten in the fall of the calendar year they turn five, and families can apply to dual language programs, Gifted & Talented programs, and non-zoned schools all on the same application. Families with children born in 2019 can begin applying fall 2023.

Gifted & Talented (G&T)
Eligible children (identified for accelerated learning) can apply to enter programs in grades 1, 2, 3, and 4.

Middle School
Apply during fifth grade or your child's last year of elementary school, if different.

High School
Apply during eighth grade (or during ninth grade, for tenth grade seats) —students can apply to programs across the City!

Specialized High Schools
Register to test and/or audition for any of the nine Specialized High Schools during eighth or ninth grade.

1.1 WE WELCOME AND SERVE ALL STUDENTS



STUDENTS LEARNING ENGLISH

schools.nyc.gov/ELL

We speak your language! The NYC Department of Education (DOE) provides information in English, Arabic, Bangla, Chinese, French, Haitian Creole, Korean, Russian, Spanish, and Urdu, and we offer interpretation services in more than 200 languages. No school may deny admission, registration, or enrollment to a student based on the student's proficiency or perceived proficiency in English.

- An English Language Learner (ELL) is a student who speaks or understands a language other than English and requires support to become proficient in the English language as determined by the results of the New York State Identification Test for English Language Learners (NYSITELL).
- NYC schools offer three program options for English Language Learners: English as a New Language (ENL), Transitional Bilingual Education (TBE), and Dual Language (DL). All schools, at a minimum, offer ENL. Learn more about each program option, the ELL identification process, and your rights on our website.
- All early childhood education programs support Emergent Multilingual Learners (EMLs), children who speak a home language other than English.



IMMIGRANT FAMILIES

schools.nyc.gov/SupportingImmigrantFamilies

Every child in New York City has a right to a public school education, regardless of immigration status. By law, children may not be asked to present documentation of immigration status, nor can they be denied admission, registration, or enrollment in a DOE public school based on immigration status. DOE employees will not ask about a family's status for placement in a K-12 school, and if they do learn about immigration status, they must keep it confidential. Public schools are at the center of our democracy and remain safe places for all students, families, and educators.

All New York City families with age-appropriate children are eligible for seats in 3-K and Pre-K school day and year programs, and eligibility for 3-K and Pre-K Head Start programs and infant/toddler Early Head Start programs does not depend on immigration status; families will not be asked for information about their child's immigration status to support enrollment in such programs. To be eligible for 3-K, Pre-K and infant/toddler extended day and year seats, a child must meet certain criteria relating to immigration status, in accordance with the requirements of the federal grant that funds these programs. As part of the eligibility determination for these seats, families will be asked for information relating to their child's immigration status; however, it will be used only for the purpose of supporting the child's enrollment in the program and will otherwise be kept confidential.



STUDENTS WITH DISABILITIES

[**schools.nyc.gov/SpecialEducation**](https://schools.nyc.gov/SpecialEducation)

Every school and early childhood program is expected to welcome and serve students with Individualized Education Programs (IEPs) in accordance with the recommended programs and services on their IEPs. All school programs admit students with and without IEPs. Testing accommodations are provided according to students' IEPs or 504 plans. For students whose IEP recommends a District 75 program, learn more on our website.



STUDENTS WITH ACCESSIBILITY NEEDS

[**schools.nyc.gov/BuildingAccessibility**](https://schools.nyc.gov/BuildingAccessibility)

The NYC Department of Education is committed to providing any student with accessibility needs an offer to a school program that allows that student to access all relevant programs and services. School buildings are categorized as fully accessible, partially accessible, or not accessible. For the most up-to-date information about accessibility, please check the Building Accessibility Profile List on our website and contact schools directly.



STUDENTS IN TEMPORARY HOUSING

[**schools.nyc.gov/STH**](https://schools.nyc.gov/STH)

Students in temporary housing enrolled in a DOE school or early childhood program may apply to any school programs, even if they move to a temporary residence outside of NYC. They are not required to submit documentation (including address, proof of age, or immunization records) in order to participate in an admissions process and accept their offer.



LGBTQ+ STUDENTS

[**schools.nyc.gov/LGBTQ**](https://schools.nyc.gov/LGBTQ)

All of our schools welcome and support lesbian, gay, bisexual, transgender, and queer or questioning students, families, and staff. You can apply to single-gender programs based on your gender identity, regardless of sex assigned at birth. If you have a transgender or gender expansive child who is interested in a single-gender school, you may ask their school counselor to assist in the application process.

1.2 YOUR SCHOOL DISTRICT

There are 32 school districts in New York City. On the next page, a map shows these district locations across the five boroughs.

For 3-K, Pre-K, kindergarten, and middle school admissions, your child may have priority to attend schools in the district where they live, including their zoned school(s). Zoned schools give priority to applicants who live in a specific area around that school, known as its zone. Most elementary and middle school students have zoned schools, however, not all elementary schools offer 3-K or Pre-K. Some high school students also have a zoned school.

Find your child's school district and learn if they have zoned schools:



1. Visit **schoolsearch.schools.nyc** or call **311**
2. Enter or provide your home address
3. Complete the following information for each child in your family:



Child #1. My child, _____, lives in District _____ and

- has a zoned school.
- does not have a zoned school.

Their zoned school is _____.



Child #2. My child, _____, lives in District _____ and

- has a zoned school.
- does not have a zoned school.

Their zoned school is _____.

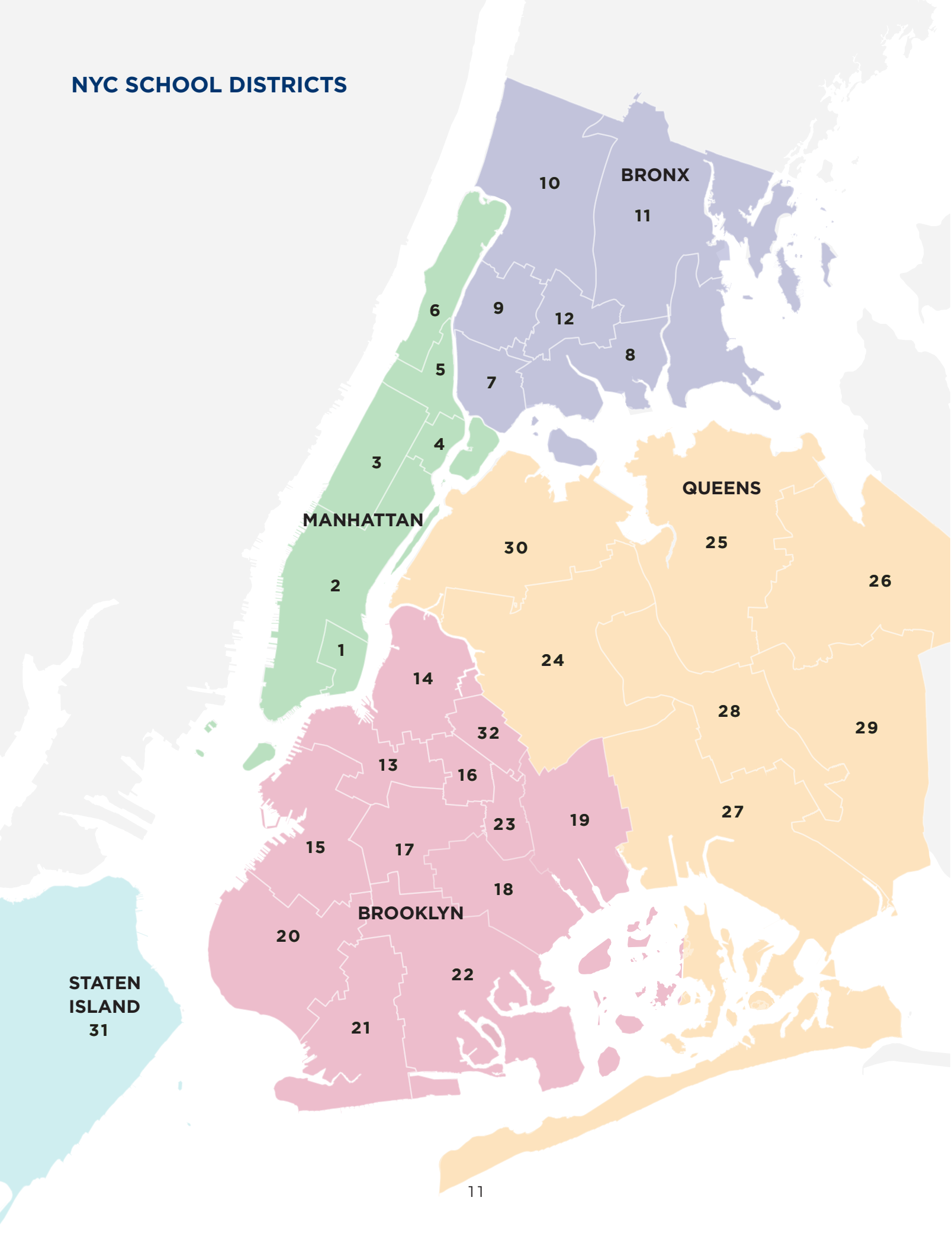


Child #3. My child, _____, lives in District _____ and

- has a zoned school.
- does not have a zoned school.

Their zoned school is _____.

NYC SCHOOL DISTRICTS



1.3 YOUR LOCAL FAMILY WELCOME CENTER



Family Welcome Centers are located in each borough. Our staff members are here to support students and families with enrollment and admissions, including help with any applications. Please check **schools.nyc.gov/FWC** before contacting a Family Welcome Center; our website offers the most up-to-date information on our locations, hours, and how to reach us.

Use the map on the next page to identify your district's Family Welcome Center.

My local Family Welcome Center is _____.

1.4 YOUR SCHOOL COUNSELOR

If your child is applying to middle or high school, their current school counselor is your best partner in the admissions process! Make an appointment with a school counselor to discuss your child's application options. You can also get help accessing or using your MySchools account, submitting applications, getting offers, and managing waitlists.

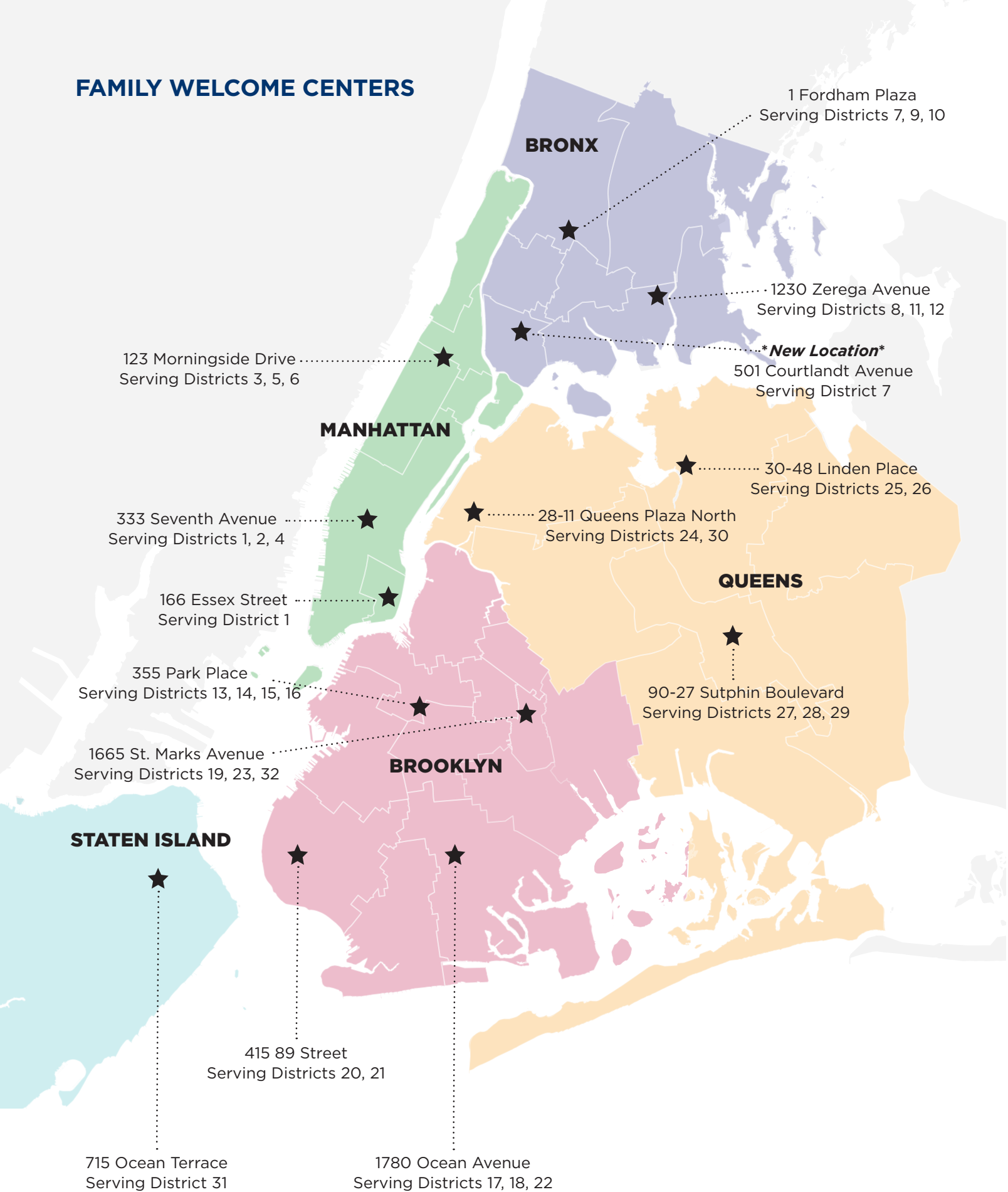
Notes:



New to NYC public schools?

Need a school now? Visit schools.nyc.gov/NewStudents or call 718-935-2009 to learn what to do.

FAMILY WELCOME CENTERS



1.5 REGISTRATION CHECKLIST

When you register for your child's new program or school, be sure to provide the following:

- Proof of your child's age (child's birth certificate, passport, or record of baptism),
- Your child's immunization records (if available),
- Your child's latest report card/transcript (if available), and
- Two (2) official documents verifying proof of address. For examples of acceptable documents, visit schools.nyc.gov/NewStudents or call **311**.

Please note that Extended Day and Year, Early Head Start, and Head Start programs require additional documents. Learn more at schools.nyc.gov/InfantsToddlers, schools.nyc.gov/3K or schools.nyc.gov/PK.

NOTE FOR STUDENTS IN TEMPORARY HOUSING

Students in temporary housing, as defined by McKinney-Vento, are not required to submit documentation (including proof of address, date of birth, and immunization) in order to enroll. Schools must provisionally register the student and then work with the Students in Temporary Housing Department of Education (DOE) contact to obtain documentation. Learn more on our official STH page at schools.nyc.gov/STH.

IMMUNIZATION REQUIREMENTS

New York State Public Health Law requires students to get certain vaccines in order to attend an early childhood program or school. Learn more about specific requirements for children under five, as well as information about medical exemptions, at schools.nyc.gov/Immunization. As of June 13, 2019, NY State no longer allows religious exemptions from mandated vaccinations.

1.6 TRANSPORTATION INFORMATION



ELIGIBILITY FOR BUS SERVICE AND METROCARDS


schools.nyc.gov/BusEligibility

Enrollment in kindergarten to eighth grade in a public elementary or middle school does not guarantee school bus service. Transportation options (including stop-to-school busing or MetroCards) available for your child can be found on our website. Note that as students move to third grade and seventh grade, they may no longer be eligible for stop-to-school busing.

Students of any age whose IEP recommends curb-to-school bus service will receive bus service to and from the school they attend. Parents who feel this service may be appropriate for their child should request it, along with any other transportation accommodations, by contacting their IEP team.

1.7 THREE NYC PUBLIC SCHOOLS WEBSITES

schools.nyc.gov



NYC Public Schools Main Public Website

To Learn: NYC public school information, admissions policies, calendar, news, and resources in multiple languages

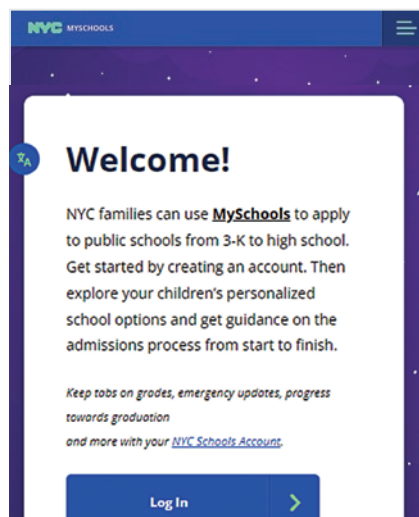
How to use it:

Find up-to-date information on NYC public schools, including how to apply for available seats.

Who it's for:

- Anyone: This website is open to the public—you don't need an account
- Interested in getting admissions updates? Subscribe to our email lists at schools.nyc.gov/SignUp

MySchools.nyc



MySchools

To Apply: Searchable directories of NYC public schools and programs, and a personalized application system for families

How to use it:

Explore schools and early childhood programs, build an application, apply, get offers, and check waitlists—all in one place. Learn more in **Section 2.0**

Who it's for:

- Anyone: Year-round, school directories are open to the public
- Families with children applying to school: Create an account and log in to sign up for school open houses, access personalized school search results, and complete admissions applications.

SchoolsAccount.nyc



NYC Schools Account - Parent Portal (NYCSA)

To Review: Information about your child's current school, education, and academic record

How to use it:

Stay connected to your child's progress in school—see grades, get updates, fill out forms, find technical help and FAQs on SupportHub, and more

Who it's for:

- Anyone: Create an account to get general NYC Department of Education (DOE) emergency alerts
- Families with children currently in DOE public schools: Log in and add your children to your account to access their records and get school-specific updates

2.0 Use MySchools: Your School Directory and Application

From exploring schools and early childhood programs to submitting your application and accepting your offer, you can use MySchools at every stage of the admissions process.

Before you begin using MySchools, it's important to know that applying to schools really means applying to *programs* at those schools. A school may have more than one program; if so, each program counts as a separate choice on your application.

TIP MySchools is available to use in 10 languages. Select your language in the dropdown menu on the top of the page.

MySchools.nyc is dedicated to our friend and colleague, Dave Yang, who spearheaded the creation of this enrollment platform, and who was a force for change and progress at NYC DOE.

NYC MYSCHOOLS

Help English Log In

Welcome!

NYC families can use **MySchools** to apply to public schools from 3-K to high school. Get started by creating an account. Then explore your children's personalized school options and get guidance on the admissions process from start to finish.

Keep tabs on grades, emergency updates, progress towards graduation and more with your [NYC Schools Account](#).

Log In

Create New Account

[Forgot your password?](#)

Illustration by: Akeema Car, COOP TECH

2.1 HOW TO SET UP YOUR MYSCHOOLS ACCOUNT

1 CREATE OR ACCESS YOUR ACCOUNT

For 3-K, Pre-K, Kindergarten, or Gifted & Talented

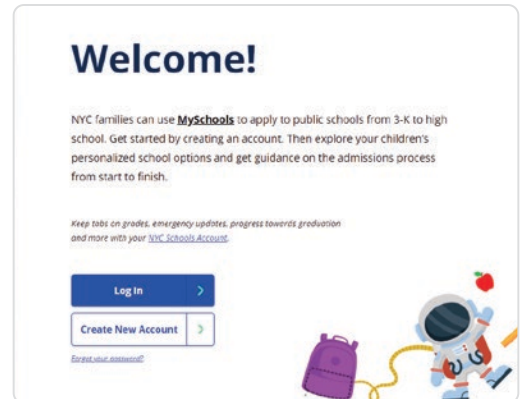
You can create your MySchools account at any time!

For Middle or High School

You can create or access your MySchools account when you get your child’s welcome letter, shortly before the application opens. Your welcome letter includes:

- Information on how to set up your account
- A unique account creation code to add your child to your new or existing MySchools account

Public NYC Department of Education (DOE) and charter school students will receive welcome letters online or through their school counselor. You can also get your letter by mail. Private and parochial school students can ask their school (for high school) or a Family Welcome Center (for middle school) to provide a welcome letter.



Go to **MySchools.nyc**, click on “Get Started,” and follow the on-screen instructions. Then check your email account for a message from MySchools. Open this email and click the link to confirm your email address and access your account.

2 ADD YOUR CHILD

Once logged in, you can add your child to the account by clicking “Add a child” on your dashboard.

For 3-K, Pre-K, Kindergarten, or Gifted & Talented

On the next screen, select the option for these grades and click “Next.” If your child is already enrolled in a DOE school and has a nine-digit student ID number, you have the option to enter it here.

For Middle or High School

On the next screen, select the option for these grades and click “Next.” Then enter your child’s nine-digit student ID number in the top box and their six-letter unique account creation code in the bottom box—do not share this code with anyone and keep it in a safe place. Please note that this is a different code than your NYCSA code.



If you have more than one child applying this year, you should add each child to your account.

3 CHECK YOUR DASHBOARD

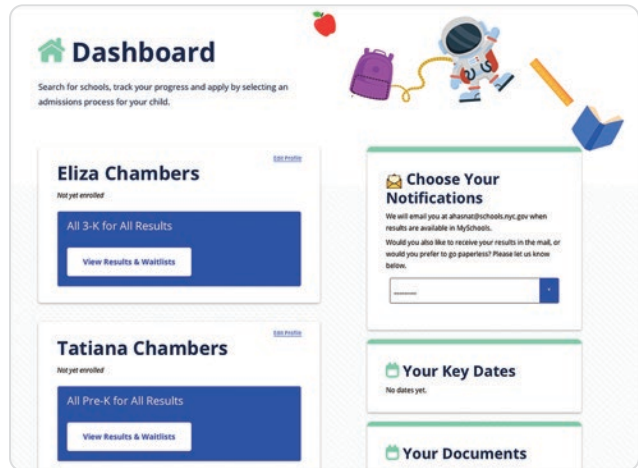
Once you see confirmation that your child was added to your account, they will be listed on your MySchools dashboard.

For 3-K, Pre-K, Kindergarten, or Gifted & Talented

Be sure to review your child's profile and verify that everything looks correct. If anything looks wrong, click the "Edit Profile" button to make updates.

For Middle or High School

Check your child's profile and verify that everything looks correct. If anything looks wrong, please speak with your child's current school or a Family Welcome Center.



Now your personalized MySchools account is all set! Once the application opens, you'll be able to build and submit your application.

2.2 HOW TO FIND SCHOOLS AND PROGRAMS

As you start learning about your child’s school or program options, consider what matters most to your family—this might be location, accessibility, size, or other features. When you log in to your MySchools account and access your personalized search, you’ll see a series of prompts that walk you through how to find and learn about schools. Read through these to familiarize yourself with this process. Please note that the location of each feature can vary depending on whether you’re using a computer, phone, or tablet.

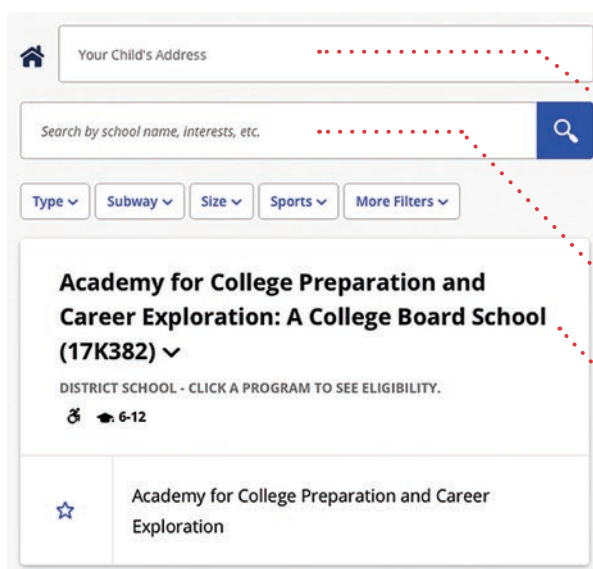
When you’re logged in to your account, you will see all the schools and programs your child can apply to as options. When you find a program that interests you, add it to your favorites or directly to your application.

- **3-K, Pre-K, Kindergarten, and Gifted & Talented applicants** can make an account at any time; we recommend logging in before you begin exploring.

Families can also enroll directly at their preferred 3-K/Pre-K program, year-round, outside of the MySchools annual application period that is for the upcoming school year. The application process for Infants and Toddlers programs is not included in MySchools. For Infants and Toddlers enrollment, families enroll directly at their preferred program, year-round. All early childhood program enrollment is contingent upon seat availability and eligibility.

- **For middle and high school applicants**, start exploring programs in the public directory before you get your welcome letter. Here’s how:

Go to **MySchools.nyc** to start searching for schools and programs. Scroll down and click “Start browsing.” On the next page, select the directory you want to explore.



Now you’re in the directory! Here’s how to get started:

- Type your address here to show a list of schools nearest to you. When you are logged in to your account, you will automatically be able to see which programs are close to your home..
- Type the name of a specific school or program here to learn more about it.
- Scroll down the list of schools or early childhood programs. Click a school or program’s name to learn more about it and find contact information.

High School Directory Filters

Applicants Per Seat ▾ Subway ▾ Virtual/Hybrid ▾ Size ▾ Sports ▾
Interest Areas ▾ More Filters ▾

Pre-K Directory Filters

Subway ▾ District ▾ Type ▾ Other Admissions Grades ▾
More Filters ▾

More Filters ▾

OTHER FEATURES
Programs may offer early dropoff or late pickup services for a fee; please contact programs for more information.
 Early Dropoff Available
 Late Pickup Available

LANGUAGE SUPPORTS/DUAL LANGUAGE
 Arabic

PSAL SPORTS - GIRLS

- Badminton
- Basketball
- Bowling
- Cross Country
- Fencing
- Flag Football
- Golf
- Gymnastics
- Handball

Reset Apply ✓

Use Filters

Use filters to narrow your search. For example, you can filter for schools by location, subway lines, eligibility requirements, and participation in a Diversity in Admissions (DIA) initiative.

Filter options vary by directory. For instance, in the Pre-K directory, you can filter for programs with extended hours by selecting “Early Drop-Off Available” or “Late Pick-Up Available” in the Other Features filter. The high school directory offers more filters so you can narrow your search to schools that offer specific sports, Early College programs, D75-inclusive programs, and more.

TIP For all grade levels, you can filter for programs that are fully or partially accessible.

Search by school name, interests, etc. 🔍

Subway ▾ Size ▾ Sports ▾ Interest Areas ▾ More Filters ▾

Use Search Terms

You can look up information about specific schools or programs by typing their names into the search bar. You may also type other key words to find programs that meet your child’s needs and interests. For middle and high school, you can search by activities, such as “dance” or “debate”; courses, such as “computer science” or “AP history”; sports, such as “basketball” or “gymnastics”; and much more.

P.S. 150 (02M150) ▾
NON-ZONED SCHOOL | DISTRICT 02
📍 0.5 Miles 🏠 PK-5

★ Kindergarten (02M150) ⓘ

★ Keep a List of Your Favorites

Before the application opens, keep a list of your favorite programs. After the application opens, you can also save them to your Favorites in MySchools by clicking the star icon next to a program’s name.

2.3 HOW TO APPLY

When you are ready to apply, add your top choices from your Favorites to your application. You can also add programs to the application directly, without saving them as Favorites first. Once you've added your choices to your application, drag and drop programs into your true order of preference, with your favorite choice as #1, your second choice as #2, and so on.

TIP For families applying to high school, we encourage you to add 12 programs (and no fewer!) to your application to give your child the best opportunity to receive an offer from a program they want to attend.

As you finalize your application, you may receive alerts about any missing information. If you do, review your application thoroughly and ensure it is complete.

Finally, you may be prompted to:

- Answer questions about your child's accessibility needs
- Add information about a sibling currently attending a school on your application
- Add another child to the same application



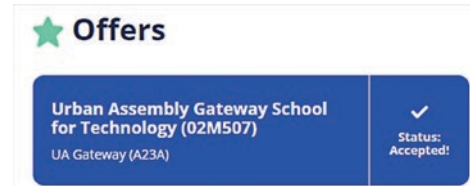
Ready to apply? Click the "Submit Application" button. When you see the **confetti**, this means we've received your application! You'll also get a receipt, which includes a copy of your application choices, by email.

Want to make changes to your application? You can make updates and resubmit it any time until the application deadline. Please note that we'll only use your last submission when we process your application.

2.4 HOW TO GET YOUR OFFER

Results and Offers

You can also use MySchools to access your child's results. It will tell you which school and program has offered your child a seat (if applicable), where your child is waitlisted (if applicable), and what to do next. To view your child's results or offer information, go to your Dashboard and click "View Results & Waitlists." You can use MySchools to accept your offer (if applicable).



Waitlists

If seats at a program become available after offers are made, that program can use its waitlist to make waitlist offers.

- Your child is automatically on the waitlist for any program that you placed higher on your child's application than the program where they got an offer.
- After the application deadline (for 3-K, Pre-K, or kindergarten) or after offers are released (for middle or high school), you have the option to add your child to additional programs' waitlists. A school or program will contact you directly if they are able to make your child a waitlist offer. If you have a MySchools account, you will also receive an email.
- At any point during the school year, a family can contact their preferred school or program directly to enroll, if there is space and they are eligible.

In your MySchools account, you can also see which waitlists you are on, check your position on each waitlist, and accept or decline a waitlist offer if you receive one.



Early Childhood Education



**Infants
and Toddlers**



3-K
For 3-year-olds



Pre-K
For 4-year-olds



TIP Watch our admissions videos at schools.nyc.gov/InfantsToddlers, schools.nyc.gov/3K and schools.nyc.gov/PK! We'll walk you through how to explore early childhood programs, create a MySchools account, and apply.



New to NYC public schools?

Need a school now? Visit schools.nyc.gov/NewStudents or call 718-935-2009 to learn what to do.

3.0 Infants and Toddlers

Free or low-cost Infants and Toddlers programs are available for families with children between six weeks and three-years-old (who are not yet age-eligible for 3-K) who qualify based on income and needs. Enrollment for Infants and Toddlers programs is year-round, and eligible families can enroll at any time directly at their preferred program location. Family eligibility requirements apply to all Infants and Toddlers programs. Learn more at schools.nyc.gov/InfantsToddlers. There are two types of Infants and Toddlers programs:

- **Extended Day and Year Infants and Toddlers Programs** provide year-round care and learning for up to 10 hours a day and are available in two settings:
 - Center-based care at NYC Early Education Centers (NYCEECs)
 - Home-based care through family child care networks (FCCNs)

Contact a program directly by emailing CCapplication@schools.nyc.gov, or visiting MyCity.nyc.gov to learn about eligibility and to enroll.

- **Early Head Start programs** serve pregnant mothers, infants, and toddlers. These programs provide services all year round, for at least eight hours a day. Contact programs directly to learn about eligibility and enroll.

You can find any program's contact information at MySchools.nyc in the 3-K directory. Program eligibility is based on family income, size, and need. Once you're in the directory, use "More Filters" and select "Infants and Toddlers" to show program options.

PROGRAM ELIGIBILITY

For the most current income eligibility requirements for Extended Day and Year and Early Head Start programs for infants and toddlers, see schools.nyc.gov/InfantsToddlers.

For Extended Day and Year Programs

- Your income falls below a certain amount AND you have at least one of the following approved reasons for care:
 - You work an average of 10 or more hours per week
 - You are in an educational or vocational training program
 - You have been looking for work for up to six months (including while receiving unemployment benefits)
 - You live in temporary housing
 - You are attending services for domestic violence

For Early Head Start Programs

- Your child may qualify if at least one of these categories applies to you:
 - You are enrolling a child who is in foster care
 - You receive SSI (Supplemental Security Income)
 - You receive HRA (Human Resources Administration) Cash Assistance
 - You live in temporary housing
 - Your family income falls below a certain amount
 - You receive SNAP (Supplemental Nutrition Assistance Program) benefits



4.0 3-K and Pre-K

Families with children born in the 2021 calendar year can apply to 3-K for fall 2024.

Families with children born in the 2020 calendar year can apply to Pre-K for fall 2024.

Fill in the blanks as you use this checklist.

1 LEARN ABOUT 3-K AND PRE-K ADMISSIONS

- Read this guide! Check schools.nyc.gov/3K or schools.nyc.gov/PK for the latest information.
- Sign up for our 3-K and/or Pre-K admissions email lists for updates about events and deadlines at schools.nyc.gov/SignUp.
- Learn about admissions events on our 3-K and Pre-K webpages. I will attend an event on __/__/__.

2 EXPLORE EARLY CHILDHOOD PROGRAMS

- Use MySchools.nyc to explore program options—learn more in **Section 2.0**.
- Find your school district (1-32): Enter your address at schoolsearch.schools.nyc or call **311**: My school district is _____.
- Attend open houses! Check the MySchools event calendar and programs' websites, or contact them directly for the most up-to-date information on events and resources.

3 MARK YOUR CALENDAR AND APPLY!

- Learn when to apply to 3-K or Pre-K: The 3-K application deadline is __/__/__. The Pre-K application deadline is __/__/__.
- Apply by the deadline. How do you plan to apply? **Choose one option:**
 - Online at MySchools.nyc
 - By phone at **718-935-2009**
 - Through a Family Welcome Center—learn how at schools.nyc.gov/FWC

4 GET AND ACCEPT YOUR CHILD'S OFFER

- You can access your child's results in your MySchools account.

For 3-K Your results may include an offer to a 3-K program. Due to high demand in **some areas** with limited seats, some families may not receive a 3-K offer.

For Pre-K Your results will include an offer to a Pre-K program.

- My child's (**circle one**) 3-K/Pre-K offer is to: _____.
- Accept your offer and work with the program to register.
- Manage waitlists if interested in a waitlist offer.

4.1 WHO CAN APPLY?

3-K

Apply to 3-K during the calendar year your child turns three. In early 2024, all NYC families with children born in 2021 can apply for September 2024 admissions to free or low cost, full-day, high-quality 3-K programs. 3-K programs are offered in all 32 school districts.

- Children have priority to attend 3-K programs in the school district where they live, but families from any district are welcome to apply for September 2024 admissions to programs across the City.
- Due to high demand and limited seats in some areas, 3-K offers are not guaranteed for all applicants.

PRE-K

Apply to Pre-K during the calendar year your child turns four. In early 2024, all NYC families with children born in 2020 can apply for September 2024 admissions to free or low cost, full-day, high-quality Pre-K programs.

- Families with children currently attending a three-year-old program, including 3-K, at a school or center that offers Pre-K must still apply to Pre-K to secure your placement in that Pre-K program.
- There is a Pre-K seat for every four-year-old child in New York City.

TIP Some programs offer additional free or low-cost 3-K and Pre-K seats for families who qualify based on income and needs—learn more in **Section 4.2**.

4.2 EXPLORE PROGRAMS

Before the application period opens, you can use MySchools to explore your child’s early childhood program options—learn how in **Section 2.0**. Visit schools’ and programs’ websites or contact them directly to learn about resources or events for prospective families.

SEAT TYPES

There are three types of 3-K/Pre-K seats. A single program may offer one, two, or all three seat types, which vary mostly in terms of hours and eligibility requirements.

3-K/PRE-K SEAT TYPES

Type	Cost	Hours	Eligibility
School Day	Free	Provide care and learning for 6 hours and 20 minutes a day during the school year, typically from September to June.	<p>No additional eligibility requirements.</p> <ul style="list-style-type: none"> All NYC children born in 2020 are eligible for School Day Pre-K seats. All NYC children born in 2021 are eligible for School Day 3-K seats.
Extended Day and Year	Free or low cost	Provide care and learning for up to 10 hours a day, year-round.	<p>Based on family income and needs.</p> <p>If you receive an offer to an Extended Day and Year seat, you will need to confirm your child's eligibility by completing a child care application at MyCity.nyc.gov.</p>
Head Start	Free	Provide care and learning for up to 10 hours a day, all year-round.	<p>Based on family income and needs.</p> <p>If you receive an offer, the program will work with you directly to confirm your child's eligibility.</p>

SEAT TYPE ELIGIBILITY

For Extended Day and Year Programs

- Your income falls below a certain amount **AND** you have at least one of the following approved reasons for care:
- You work an average of 10 or more hours per week
 - You are in an educational or vocational training program
 - You have been looking for work for up to six months (including while receiving unemployment benefits)
 - You live in temporary housing
 - You are attending services for domestic violence

For Head Start Programs

- You are enrolling a child who is in foster care
- You receive SSI (Supplemental Security Income)
- You receive HRA (Human Resources Administration) Cash Assistance
- You live in temporary housing
- Your family income falls below a certain amount
- You receive SNAP (Supplemental Nutrition Assistance Program) benefits

To find programs with Extended Day and Year seats or Head Start seats, choose the “More Filters” option in MySchools and select “Extended Day and Year” and/or “Head Start.”

PROGRAM SETTINGS

3-K and Pre-K programs are located in a variety of settings. Each setting provides children with a safe and nurturing learning environment. You can choose to apply to programs in any or all of these settings, depending on your family’s preference.



New York City Early Education Centers (NYCEECs)

Local, neighborhood-based programs selected through a rigorous evaluation process that partner with the NYC Department of Education (DOE) to provide 3-K and Pre-K

You May Want to Consider This Option If...

- Your child currently attends a program at the site you’re interested in.
- Your child has a sibling also attending a program at the site you’re interested in.
- You’re interested in options located close to where you work or go to school, not just where your family lives
- Your family receives social services from the organization that offers this early childhood program.
- You need early drop off or after school options for your child—many programs offer early drop off and/or late pickup, and some programs also offer Extended Day and Year and/or Head Start seats.



DOE public elementary schools (district schools)

Some offer 3-K and Pre-K programs

You May Want to Consider This Option If...

- Your child currently attends the school
- You have an older child already attending the school
- You want your child to attend a program in an elementary school setting



Pre-K Centers

Run by DOE staff members, only offer grades before kindergarten

You May Want to Consider This Option If...

- Your child currently attends the Pre-K Center
- You want your child to attend a program in a setting with only other young children



Home-Based/ Family Child Care (FCC) programs

Offer **Infants and Toddlers and 3-K only** (not Pre-K) in a home setting by a licensed, qualified child care provider

You May Want to Consider This Option If...

- Your child already attends this program
- You'd like your child to learn in a mixed-age setting, which could include siblings, with children six weeks to three years old
- You'd prefer your child to attend 3-K in a home-based setting prior to transitioning to center- or school-based Pre-K next year
- You need early drop off or after school options for your child—many programs offer early drop-off and/or late pickup, and some programs also offer Extended Day and Year seats

DUAL LANGUAGE PROGRAMS AND LANGUAGE SUPPORTS

Some Pre-K options also offer a Dual Language program, where students are taught in two languages: English and a target language. Learn more about specific Dual Language programs in MySchools and by contacting programs directly. Some 3-K and Pre-K options (primarily NYCEECs) offer language supports to families whose home language is a language other than English. Language supports may include one or more of the following:

- A staff member who is fluent in the child's home language and is available to support the child and their family
- Interpretation services at family meetings
- Translated communications in the family's home language
- Educators, who support the child's continued development of both English and their home language throughout the school day

Dual Language programs and early childhood programs offering language supports give priority to students based on their home language. For more information about Dual Language programs or programs with language supports, email earlychildhoodpolicy@schools.nyc.gov or call **311**.

HALF-DAY AND CHARTER SCHOOL PRE-K PROGRAMS

You can also find half-day and charter school Pre-K programs in MySchools. However, these programs have separate Pre-K admissions processes—this means you cannot add half-day or charter school programs to your child's Pre-K application. Call these programs directly to get more information and learn how to apply. **Charter schools** are free public schools that operate independently from the DOE. Any child eligible for admission to a Pre-K program is eligible for admission to a charter school. For more information, visit schools.nyc.gov/Charters or call **212-374-5419**.

4.3 LEARN HOW CHILDREN GET OFFERS

How can you know your child's chances of getting an offer to a specific program? It helps to start by learning how offers are made. Children get 3-K and Pre-K offers based on four key factors:



YOUR APPLICATION CHOICES

The choices you add to your child's application AND the order you place them in matter! Add up to 12 programs to your application in your true order of preference, with your first choice as #1. There is no better strategy. Your child will be considered for admission to your first-choice program first. If that program cannot make your child an offer, they will be considered for your second-choice program as if it were your first choice, and so on. The NYC Department of Education (DOE) will try to make you an offer to the highest possible choice on your application, depending on the three other factors listed below.



EACH PROGRAM'S SEAT AVAILABILITY

Each program has a certain number of available seats. If a program has more applicants than seats, admissions priorities are used to make offers.



EACH PROGRAM'S ADMISSIONS PRIORITIES

Programs can prioritize different groups of applicants over others for their admissions. All applicants in a program's top priority group are considered for offers first. Then, if seats are still available, applicants in that program's second priority group are considered next, and so on. Your priority to a program will not be affected by where you rank it on your application.



RANDOMLY ASSIGNED NUMBERS

Each applicant is assigned a random number as part of the admissions process. If a program has fewer available seats than applicants within a priority group, these random numbers are used to determine the order in which students get offers.

TIP Turn to the **inside back cover** of this guide, to see an example of how applicants get program offers.

WHY ADMISSIONS PRIORITIES MATTER

Your child has a better chance of getting into some programs than others. When there are more applicants than available seats, a program can't make offers to all applicants. In these cases, offers are made based on which groups of children have the highest admissions priority to attend that program.

- All applicants in priority group 1 are considered first.
- Then, if seats are available, applicants in priority group 2 are considered next, and so on.
- Program demand varies. Some programs admit applicants from most or all priority groups, while others only admit applicants from their first priority group.

TIP Look up any program's admissions priorities on its MySchools page. Based on this, you can determine your child's priority group for that program and learn which groups of students got offers last year. This information can help you know your child's chances of getting an offer to a particular program.

ADMISSIONS PRIORITY TYPES



Current Student Priority

Your child has a priority to stay at their current program or school, if applicable. If you would like your child to continue attending, be sure to list the program on your application and indicate that your child is a current student.



Sibling Priority

If your child's sibling attends a school or program that you list on your application, they have a higher chance of getting an offer to that program.

- A sibling is defined as an applicant's brother or sister, including half-brothers, half-sisters, step-brothers, step-sisters, foster brothers, and foster sisters who live in the same household and are currently registered or enrolled at that school, and who will be enrolled at that school in September 2024. This includes students enrolled in District 75 programs in the same school building.
 - If you also have any older children applying to Pre-K or kindergarten for 2024 and you have not yet received that child's offer, make sure to include each sibling's information and the name of the school you would like them to attend together. Your younger child will receive sibling priority for 3-K or Pre-K at the school where your older child gets their offer if you have listed that school's 3-K or Pre-K program on your younger child's application and if that school offers 3-K or Pre-K.
-



District Priority

Your school district (1-32) is determined by your home address. Your child has a priority to attend programs at DOE public schools and Pre-K Centers in the school district where your family lives.



Zoned Priority

- Most families in NYC have a zoned elementary school. This means that children who live in the zone, or area around a school, have priority to attend that school. If you have a zoned DOE public school that offers a 3-K or Pre-K program, your child has a priority to attend that program.
- Please note that families living in Districts 1, 7, and 23 do not have a zoned school—children living in these districts have priority to attend all schools in the district.

TIP You can learn if your child has a zoned school and find your school district at schoolsearch.schools.nyc or by calling **311**.

3-K PROGRAM ADMISSIONS PRIORITIES

Applicants receive offers in the following order, according to program setting.



NYC Early Education Centers

1. Children currently enrolled at the NYCEEC
2. Children who have siblings enrolled at the NYCEEC
3. Children whose families currently get free or subsidized social services from the organization running the center's 3-K program
4. Other children who live in the district*
5. All other children



Zoned DOE (District) Schools

1. Children who live in the zone and will have a sibling at the school
2. Other children who live in the zone
3. Children who live in the district and will have a sibling at the school
4. Children who live outside the district and will have a sibling at the school
5. Other children who live in the district
6. Other children who live outside the district



Non-zoned DOE Schools

1. Children who live in the district who will have a sibling at the school
2. Children who live outside the district who will have a sibling at the school
3. Other children who live in the district
4. Other children who live outside the district



Pre-K Centers

1. Children who live in the district and who will have a sibling at the Pre-K Center
 2. Children who live outside the district and who will have a sibling at the Pre-K Center
 3. Other children who live in the district
 4. Other children who live outside the district
-



Home Based/Family Child Care (FCC)

1. Children currently enrolled in the FCC program
2. Children who will have a sibling at the FCC program
3. Children whose families currently get free or subsidized social services from the organization running the FCC program
4. Other children who live in the district*
5. All other children

* These priorities are not applicable for Head Start or Extended Day and Year seats.

PRE-K PROGRAM ADMISSIONS PRIORITIES

Applicants receive offers in the following order, according to program setting.



NYC Early Education Centers

1. Children who currently attend the center's 3-K or other program for three-year-olds.
 2. Children who have siblings at the center
 3. Children whose families currently get free or subsidized social services from the organization running the center's Pre-K program
 4. Children who speak a language other than English that the center specializes in serving, if applicable
 5. All other children
-



Zoned DOE (District) Schools

1. Children who currently attend 3-K at the school**
2. Children who live in the zone and have a sibling at the school
3. Other children who live in the zone
4. Children who live in the district and have a sibling at the school
5. Children who live outside the district and have a sibling at the school
6. Other children who live in the district
7. Other children who live outside the district



Non-zoned DOE Schools

1. Children who currently attend 3-K at the school**
2. Children who live in the district who have a sibling at the school
3. Children who live outside the district who have a sibling at the school
4. Other children who live in the district
5. Other children who live outside the district



Pre-K Centers

1. Children who currently attend 3-K at the Pre-K Center**
2. Children who live in the same district as the Pre-K Center
3. Children who live outside the district

** If there are more current-student applicants than there are available seats in a Pre-K program, current students will receive offers to that Pre-K program based on admissions priorities in the order outlined in the 2nd-7th priorities for zoned schools, in the 2nd-5th priorities for non-zoned schools, and NYCEECs, or in the 2nd-3rd priorities for Pre-K Centers.

4.4 APPLY TO 3-K OR PRE-K

Mark your calendar! **The (circle one) 3-K/Pre-K application deadline is** ___/___/___.

When the application period opens, access your child's application in your MySchools account. You can add up to 12 program choices to this application.

- List your application choices in your true order of preference, with your first-choice program at the top as #1. Programs will never know if they are your first or twelfth choice.
- Some Pre-K providers offer more than one program at a site location—such as a Dual Language program—so be sure to add the correct program to your application.
- Only a child's primary custodial parent or guardian can submit their application.
- All applications received by the deadline are treated the same. **There is no advantage to applying early.** You can make changes to your application and resubmit any time before the deadline.

HOW TO APPLY

Apply one of three ways:



Online with MySchools. *Recommended!* During the application period, this option is available 24 hours a day, 7 days a week. Apply online in English, Arabic, Bangla, Chinese, Haitian Creole, French, Korean, Russian, Spanish, or Urdu. Don't forget to click the **Submit Application** button. When you see the confetti, you'll know we've received your child's application!



By phone at 718-935-2009. We're available Monday through Friday, from 8:00 a.m. to 6:00 p.m.

Through a Family Welcome Center. Get the most up-to-date information on hours and locations at **schools.nyc.gov/FWC**.

Applying by phone or through a Family Welcome Center? Interpretation services are available in more than 200 languages: you can ask questions and request information about admissions in your language.

For Families with Multiple Children Applying to 3-K or Pre-K

If you want your children to attend the same program, you can apply for them at the same time with your MySchools account. After adding all children, make sure to list which children are multiples (such as twins) when submitting your application.

4.5 GET YOUR OFFERS

3-K and Pre-K offers are made in the spring. When offers are available, families who applied can access your results in MySchools; you can also opt to receive this letter by mail.

For 3-K applicants Your letter may include an offer to a 3-K program. Due to high demand in some areas with limited seats, some families may not receive a 3-K offer.

For Pre-K applicants Your letter will include an offer to a Pre-K program.

My child's offer is to _____.

The deadline to accept this offer is ___/___/___ (*fill in the blanks*).

NEXT STEPS

- **Accept your child's offer** by the deadline. This secures your child's seat at the program. You can accept online with your MySchools account or by contacting the program directly. We encourage you to accept your child's offer even if you are hoping for a waitlist offer—doing so now will not affect your chances of receiving a waitlist offer later.
- **Register.** Ask your child's program about next steps and set up a time to register. Use the Registration Checklist in **Section 1.5** to learn what you need to provide, as well as immunization requirements.

WAITLISTS

Programs use waitlists to fill any open seats after offers are made. Your 3-K or Pre-K results will include a list of any programs where your child is automatically on the waitlist.

- Your child is automatically on the waitlist for any program that you ranked higher on your child's application than the program where they got an offer.
 - If your child received an offer to your first-choice program, they are not automatically on any waitlists.
 - If your child did not receive a 3-K offer, or if they received a 3-K or Pre-K offer to a program you didn't list on their application, then your child is automatically on the waitlist for every program on their application.
- After the application deadline (including after you receive your child's results), you can add your child to additional programs' waitlists. This is optional, and there is no limit to the number of waitlists you can be on.
- After 3-K or Pre-K results are available, you can use your MySchools account to check your child's position on waitlists and to accept or decline any waitlist offers.
- A program will contact you directly if they are able to offer your child a seat from their waitlist. Learn more at **schools.nyc.gov/Waitlists**.

TIP Are you looking for a 3-K or Pre-K seat for the current school year? You can use **MySchools.nyc** to explore program options, and contact **ESEnrollment@schools.nyc.gov** for help finding a program that has seats available now. You can also contact programs directly to enroll.

MY APPLICATION CHOICES

1

2

3

4

5

6

7

8

9

10

11

12



Explore your school and program options and apply at [MySchools.nyc.](https://www.myschools.nyc.gov)



Elementary School

Grades K-5

Kindergarten

For five-year-olds

Gifted & Talented (G&T)

For eligible children in kindergarten through fourth grade



TIP Watch our kindergarten admissions video series at schools.nyc.gov/K! We'll walk you through how to explore schools, create a MySchools account, and apply.



New to NYC public schools?

Need a school now? Visit schools.nyc.gov/NewStudents or call 718-935-2009 to learn what to do.



5.0 Kindergarten

Fill in the blanks as you use this checklist.

1 LEARN ABOUT KINDERGARTEN ADMISSIONS

- Sign up for our kindergarten and Gifted & Talented (G&T) admissions email lists at **schools.nyc.gov/SignUp**. We'll send you updates and reminders throughout the process.
- Read this guide. Check **schools.nyc.gov/K** and **schools.nyc.gov/GT** to get the most up-to-date information on this year's application timeline and admissions events.
- Come to an event about kindergarten admissions: I will attend an event on ___/___/___.

2 EXPLORE SCHOOLS

- Use **MySchools.nyc** to learn about kindergarten options, including dual language and Gifted & Talented programs. For a tutorial on how to use MySchools, see **Section 2.0**.
- Learn which community school district (1-32) you live in and if your child has a zoned school by entering your address at **schoolsearch.schools.nyc** or calling **311**.
- My school district is _____ and—**Choose one option:**
 - My child's zoned elementary school is _____.
- OR**
- My child does not have a zoned elementary school.
- Attend open houses or tours! Check the MySchools event calendar for dates, times, and locations, or visit programs' websites directly for the latest event updates, resources, and contact information.

3 MARK YOUR CALENDAR—AND APPLY!

- Learn when to apply to kindergarten.
The kindergarten application deadline is ___/___/___.
- Apply to kindergarten by the deadline. How do you plan to apply? **Choose one option:**
 - Online at **MySchools.nyc**
 - By phone at **718-935-2009**
 - Through a Family Welcome Center—learn how at **schools.nyc.gov/FWC**

4 GET AND ACCEPT YOUR CHILD'S OFFER

- Receive your child's kindergarten offer! This offer letter will also include information about waitlists and next steps.
- My child's kindergarten offer is to this school: _____.
- Accept your offer online with MySchools or by contacting the school directly. Then set up a time with your new school to register.

5.1 WHO CAN APPLY?

All New York City families with children born in 2019 can apply to kindergarten programs this school year. All children of this age are guaranteed a kindergarten seat in a public school in fall 2024. This includes children currently attending Pre-K at NYC Early Education Centers (NYCEECs), NYC Department of Education (DOE) public schools (district schools), Pre-K Centers, charter schools, private/parochial schools, and children who will be starting school for the first time.

TIP Some elementary schools offer Pre-K programs; if your child currently attends a Pre-K program at a school where you'd like them to stay for elementary school, you still need to apply to kindergarten!

5.2 EXPLORE ELEMENTARY SCHOOLS

There are two types of schools that you can add to your child's kindergarten application.



Zoned Schools

Most NYC families have a **zoned elementary school**. If you have one, this means you live in a designated area around a specific school, and your children have priority to attend it. Most children attend their zoned elementary school, and most zoned schools make kindergarten offers to all students in the area. Some schools also have room to make offers to children outside of their zone.

TIP If you'd like your child to attend their zoned school, add it to their application. If it's not your first-choice school, you don't have to place it first: whether you place your zoned school as your first or twelfth choice, your child will have the same priority to attend it.



Non-zoned Schools

Non-zoned schools do not have a zone. Families throughout the district or borough have priority to attend them. Most non-zoned schools give priority to students who have older siblings attending that same school, who are current Pre-K students at the school, or who live in the district.

Three NYC school districts—Districts 1, 7, and 23—have only non-zoned schools. This means all students living in one of these districts have priority to attend all schools in their district.

GIFTED & TALENTED

Gifted & Talented (G&T) programs offer accelerated instruction to eligible elementary schools students.

You must be eligible to be considered for this program. If you are interested in G&T programs, you may list them on your kindergarten application along with other, non-G&T programs, in your true preference order. If you list at least one G&T program as a choice on the application, your child will be screened for eligibility. For the most up to date information on G&T admissions, including who can apply, visit schools.nyc.gov/GT.

DUAL LANGUAGE PROGRAMS

Some elementary schools also offer Dual Language programs. These programs teach students in both English and another language. The goal of these programs is for students to be able to read, write, and speak in both languages. To apply to a Dual Language program, add it to your child's application. Please note that two programs at the same school count as two separate choices on your child's application.

MAGNET SCHOOLS

Some elementary schools, known as magnet schools, provide a school-wide curriculum designed around a specific theme. These schools aim to attract a diverse pool of applicants and historically have accommodated students from outside their zone or district. While some schools may have the word "magnet" in their school's name, only a school that currently gets Magnet Schools Assistance Program (MSAP) funding will be labeled as a "magnet school" on its MySchools.nyc directory page.

SPECIAL MUSIC SCHOOL

There is one elementary school that requires an audition as part of its admissions process. If you add Special Music School to your child's application, you will be contacted and given details regarding auditions. For more information, please visit kaufmanmusiccenter.org/sms.

CHARTER SCHOOLS

Charter schools are free public schools that operate independently from the NYC Department of Education (DOE) and are open to all New York City students. All students eligible to apply to DOE public schools are also eligible to apply to charter schools. Charter schools have separate admissions processes. If you would like to apply to kindergarten at a charter elementary school, please contact that school directly to find out how to apply. Learn more at schools.nyc.gov/Charters.

5.3 LEARN HOW CHILDREN GET OFFERS

Children receive kindergarten offers based on four key factors:



YOUR APPLICATION CHOICES

The kindergarten programs you choose for your child's application AND the order in which you place them matter! Add up to 12 choices to the application in your true order of preference, with your favorite at the top as #1. Your child will get an offer to your highest possible choice considering the three other factors listed below. In some cases, your child may receive an offer to a school that you did not list on their application.



EACH PROGRAM'S SEAT AVAILABILITY

Kindergarten programs vary in size and demand. Each kindergarten program has a certain number of available seats. If a program has more applicants than seats, we will not be able to make offers to every applicant. Offers will then be made based on admissions priorities and randomly assigned numbers.



EACH PROGRAM'S ADMISSIONS PRIORITIES

Your child has a better chance of getting an offer from some kindergarten programs than others. Kindergarten programs give admissions priorities to specific groups of applicants before others, such as to applicants who have siblings at the school. A program's admissions priorities determine the order it considers specific groups of applicants for offers. All applicants in a program's priority group 1 will be considered first for offers. Then, if seats are still available, students in that program's priority group 2 will be considered next, and so on.



RANDOMLY ASSIGNED NUMBERS

Each kindergarten applicant is also assigned a random number. If a program has fewer available seats than applicants within a priority group, these random numbers determine the order in which students get offers.

TIP Turn to the **inside back cover** of this guide to see an example!

KNOW YOUR CHANCES

In MySchools, you can learn about a school's admissions priorities and who got offers last year. This information can help you know your child's chances of getting an offer to a particular school.

- Check which admissions priority group your child is in for each program of interest. Your child will be in different priority groups for different programs.
- The higher priority your child has to attend a school, the higher the chance that your child will get an offer to that school.
- If a school made offers to a specific group of students in 2023, they may be able to make offers to this group again.

COMMON ADMISSIONS PRIORITIES



Zoned Priority

A zoned school gives an admissions priority to students who live in that school's zone over students who live outside of the zone.



Sibling Priority

Elementary schools offer an admissions priority to applicants whose siblings attend the same school. If your child has an older sibling at a school that you've added to their application, they may have a higher chance of getting an offer from that school.

- Provide sibling information when you apply to ensure that your child gets sibling priority.
 - **Who counts as a sibling?** For admissions, a sibling is defined as an applicant's brother or sister, including half-brothers, half-sisters, stepbrothers, stepsisters, foster brothers, and foster sisters who live in the same household and are currently registered or enrolled at that school in kindergarten through grade 12, and who will be enrolled at that school in any grade level between kindergarten and grade 12 in September 2024. This includes students enrolled in District 75 programs in the same school building.
-



Current Pre-K Student Priority

If your child is currently enrolled in Pre-K at a NYC Department of Education (DOE) public elementary school, they will have an admissions priority to attend kindergarten at that school. Remember that even if you want your child to continue at this school, **you still need to apply to kindergarten.** Please note that not all elementary schools have Pre-K.



District Priority

Most elementary schools give an admissions priority to students who live in their school's district over students who live in other districts.

ADMISSIONS PRIORITIES



For Zoned Schools

All zoned elementary schools make offers to students in the following order:

1. Students who live in the zone and have a sibling at the school
2. Other students who live in the zone

If space allows, students living outside the zone may also be admitted, in the following order:

3. Students with a sibling at the school who live in the district
4. Students with a sibling at the school who live outside the district
5. Students who live in the district and are currently enrolled at the school for Pre-K
6. Students who live outside the district and are currently enrolled at the school for Pre-K
7. Other students who live in the district
8. Other students who live outside the district



For Non-zoned Schools

Different non-zoned schools have different admissions priorities, but most non-zoned schools give an admissions priority to students who have siblings attending for the upcoming school year, currently attend the Pre-K program, or who live in the same district as the school.

- You can look up any school's admissions priorities in MySchools and determine which priority group your child is in for that school.
- Some districts—such as Districts 1, 7, and 23—have district-specific admissions priorities. Learn more on each school's MySchools page.

5.4 APPLY TO KINDERGARTEN

Mark your calendar! **The kindergarten application deadline is ___/___/___ (fill in the blanks).**

When the kindergarten application period opens, you can access your child's application in your MySchools account. You will be able to add up to 12 choices to your child's application. Remember to list your first-choice program as #1! Regardless of when you apply, all kindergarten applications received by the deadline are treated the same. There is no advantage to applying early.

If you have more than one child applying to kindergarten and want your children to attend the same school, you will have the option to apply for both or all children at the same time.



HOW TO APPLY

Apply one of three ways by the deadline:



Online with MySchools. *Recommended!* During the application period, this option is available 24 hours a day, 7 days a week. Apply online in English, Arabic, Bangla, Chinese, Haitian Creole, French, Korean, Russian, Spanish, or Urdu. Don't forget to click the **Submit Application** button. When you see the **confetti**, you'll know we've received your child's application!

By phone at 718-935-2009. We're available Monday through Friday, from 8:00 a.m. to 6:00 p.m..

Through a Family Welcome Center. Get the most up-to-date information on hours and locations at **schools.nyc.gov/FWC**.

Applying by phone or through a Family Welcome Center? Interpretation services are available in more than 200 languages: you can ask questions and request information about admissions in your language.

TIP You can make changes to your application any time before the deadline.

5.5 GET YOUR OFFER

In the spring, you will get your child's kindergarten offer letter. You can access this letter in your MySchools account; you can also opt to receive this letter by mail. This letter tells you where your child will go to kindergarten, what to do next, and where your child is waitlisted, if applicable.

YOUR OFFER

My child's kindergarten offer is to _____, and the deadline to accept this offer is ___/___/___ (*fill in the blanks*).

NEXT STEPS

- **Accept your child's offer by the deadline provided in their offer letter.** This secures your child's kindergarten seat at their school. You can accept your offer online through MySchools or by contacting the school directly. We encourage you to accept your child's offer even if you are hoping for a waitlist offer. Accepting this offer now will not affect your chances of receiving a waitlist offer later!
- **Register your child for kindergarten.** Ask your child's school about next steps and set up a time to register. Use the Registration Checklist in **Section 1.5** to learn what you need to provide to accept your offer.

WAITLISTS

A kindergarten program's waitlist is a list of applicants who applied to that program but did not receive an offer to it. If a seat becomes available at that program after offers go out, the elementary school can make an offer to the first student on the waitlist.

- Your child is automatically on the waitlist for any kindergarten program that you listed higher on your child's application than the program where they got an offer.
- After the application deadline (including after you receive your child's results), you can add your child to additional programs' waitlists. This is optional.
- After kindergarten results are available, you can use your MySchools account to check your child's position on waitlists and to accept or decline any waitlist offers.
- A school will contact you directly if they are able to offer your child a seat from their waitlist. Learn more at schools.nyc.gov/Waitlists.

TIP Families who miss the application deadline can still add their children to waitlists. All five-year-old children are guaranteed an elementary school placement. However, submitting a kindergarten application by the deadline is the best way to get an offer to a school of your choice.

6.0 Gifted & Talented

Admissions for Grades 1 through 4

Admissions **ACTION CHECKLIST**



Fill in the blanks as you use this checklist.

1 LEARN ABOUT G&T ADMISSIONS

- Sign up for our Gifted & Talented (G&T) admissions email lists at **schools.nyc.gov/SignUp**. We'll send you updates and reminders throughout the process.
- Read this guide. Check **schools.nyc.gov/GT** to get the most up-to-date information on this year's application timeline and admissions events.
- Come to an event about G&T admissions: I will attend an event on ___/___/___.

2 EXPLORE PROGRAMS

- Use **MySchools.nyc** to learn about your G&T options. For a tutorial on how to use MySchools, see **Section 2.0**.
- Learn which community school district (1-32) you live in by entering your address at **schoolsearch.schools.nyc** or calling **311**.
- My school district is _____.
- Attend open houses or tours! Check the MySchools event calendar for dates, times, and locations, or visit programs' websites directly for the latest event updates, resources, and contact information.

3 MARK YOUR CALENDAR—AND APPLY!

- Learn when to apply to G&T admissions for grades 1 through 4: The G&T application deadline is ___/___/___.
- Apply by the deadline. How do you plan to apply? **Choose one option:**
 - Online at **MySchools.nyc**
 - Through a Family Welcome Center—learn how at **schools.nyc.gov/FWC**
- Go to the **schools.nyc.gov/GT** to find the most up-to-date eligibility requirements.

4 GET YOUR RESULTS AND ACCEPT YOUR OFFER

- You can access your child's results in your MySchools account. Your results may include an offer to a G&T program, but due to high demand we may not be able to make offers to all applicants.

6.1 WHO CAN APPLY?

Gifted & Talented Admissions for Grades 1 through 4

- Current Kindergarten, first, second, and third graders, who are eligible, can apply in spring 2024 to enter a program for September 2024.

TIP If you are looking for G&T programs for kindergarten, you can list them on the kindergarten application for a child born in 2019. Go to **Section 5.0** to learn more!

6.2 EXPLORE G&T PROGRAMS

Before the application opens, you can use MySchools to explore G&T program options—learn more in **Section 2.2**. Visit schools' and programs' websites or contact programs directly to learn about resources or events for prospective families.

There are two types of G&T programs:



District programs

These programs give an admissions priority to students who live in a particular district. They are offered within district elementary schools, beginning in Kindergarten and ending in fifth grade.



Citywide G&T programs

These programs accept students from all boroughs and give no admissions priority for any district of residence.

Current G&T students who are eligible can apply to citywide.



YOUR APPLICATION CHOICES:

The choices you add to your child's application AND the order you place them in matter! Add up to 12 programs to your application in your true order of preference, with your first choice as #1. There is no better strategy. Your child will be considered for admission to your first-choice program first. If that program cannot make your child an offer, they will be considered for your second-choice program as if it were your first choice, and so on. The NYC Department of Education (DOE) will try to make you an offer to the highest possible choice on your application, depending on the factors below.



EACH PROGRAM'S SEAT AVAILABILITY

Each program has a certain number of available seats. If a program has more applicants than seats, admissions priorities are used to make offers.



EACH PROGRAM'S ADMISSIONS PRIORITIES

Different groups of applicants have priority to attend different programs. All applicants in a program's top priority group are considered for offers first. Then, if seats are still available, applicants in that program's second priority group are considered next, and so on. Your priority to a program will not be affected by where you rank it on your application.



RANDOMLY ASSIGNED NUMBERS

Each applicant is assigned a random number as part of the admissions process. If a program has fewer available seats than applicants within a priority group, these random numbers are used to determine the order in which students get offers.

6.3 LEARN HOW CHILDREN GET OFFERS

Your child has a better chance of getting into some programs than others. When there are more applicants than available seats, a program can't make offers to all applicants. In these cases, offers are made based on which groups of children have the highest admissions priority to attend that program.

ADMISSIONS PRIORITY TYPES



Sibling Priority

If your child's sibling attends a school or program that you list on your application, they have a higher chance of getting an offer to that program.



District Priority

Your school district (1-32) is determined by your home address. Your child has a priority to attend programs in the school district where your family lives. Please note that citywide G&T programs do not give district priority.

HOW TO APPLY

Apply one of two ways by the deadline:



Online with MySchools. *Recommended!* During the application period, this option is available 24 hours a day, 7 days a week. Apply online in English, Arabic, Bangla, Chinese, Haitian Creole, French, Korean, Russian, Spanish, or Urdu.

Through a Family Welcome Center. Get the most up-to-date information on hours and locations at schools.nyc.gov/FWC.

MY APPLICATION CHOICES

1

2

3

4

5

6

7

8

9

10

11

12



Explore your school and program options and apply at **MySchools.nyc.**



Middle School

Grades 6–8



TIP Watch our middle school admissions video series at schools.nyc.gov/MS! We'll walk you through how to explore schools, create a MySchools account, and apply.



New to NYC public schools?

Need a school now? Visit schools.nyc.gov/NewStudents or call 718-935-2009 to learn what to do.



7.0 Middle School

Fill in the blanks as you use this checklist.

1 LEARN ABOUT MIDDLE SCHOOL ADMISSIONS

- Sign up for our middle school admissions email list at schools.nyc.gov/SignUp. We'll send you updates throughout the process.
- Read this guide! Check schools.nyc.gov/MS to get the most up-to-date information on this year's application timeline and admissions events.
- Come to an event about middle school admissions: I will attend an event on ___/___/___.

2 EXPLORE SCHOOLS

- Use [MySchools.nyc](https://myschools.nyc.gov) to identify the programs your child is eligible to attend.
- Find your child's school district(s) and any zoned middle schools(s): Enter your address at schoolsearch.schools.nyc or call **311**. My child's elementary school is in District _____. My middle school district is _____.
- My zoned middle school(s) is/are _____.
- OR**
- I do not have a zoned school.
- Attend open houses! Check the MySchools event calendar for dates, times, and locations, or visit programs' websites directly for the latest event updates, resources, and contact information.

3 SET UP YOUR MYSCHOOLS ACCOUNT AND APPLY

- Learn when to apply to middle school. The application deadline is ___/___/___.
- Get your child's welcome letter, which includes a unique MySchools account creation code and instructions on how to access your child's application. For a MySchools tutorial see **Section 2.0**.
- Add up to 12 program choices to your child's application in your true order of preference. Learn if there is anything else you need to do to apply to specific programs, such as complete an audition.
- Make an appointment with your child's current school counselor or a Family Welcome Center to discuss your application choices.
- Apply to middle school by the deadline. How do you plan to apply? *Choose one option:*
 - Online at [MySchools.nyc](https://myschools.nyc.gov)
 - Through your child's **current school counselor**
 - Through a Family Welcome Center—learn how at schools.nyc.gov/FWC

4 GET YOUR CHILD'S OFFER

- Your offer letter will include your child's middle school offer, information about waitlists, and any next steps. My child's middle school offer is to _____.

7.1 WHO CAN APPLY?

NYC students apply to NYC Department of Education (DOE) public middle schools by submitting a middle school application during fifth grade or their last year of elementary school, if different.*

To apply, your child must be both

1. A NYC resident and
2. A current fifth grade student or, if their elementary school ends in sixth grade, a current sixth grade student.

* Current fourth grade students who live or go to school in District 3 can apply to the Center School (03M243). Current fourth grade students who live or go to school in Queens can apply to Louis Armstrong Middle School (30Q227). All current sixth grade students can apply to Baccalaureate School for Global Education (30Q580).

7.2 EXPLORE MIDDLE SCHOOLS

Some middle schools have more than one program, such as a general education program and a Dual Language Spanish program. If you're interested in applying to more than one program at the same school, each program counts as a separate choice on your child's application. You can apply to up to 12 programs.

ELIGIBILITY REQUIREMENTS

As you explore your child's middle school options, it's important to understand which programs they are eligible to apply to and, if they get an offer, to attend. When you are logged in to MySchools, you will see as options all the programs that your child is eligible to attend, and these are the programs you can add to their application. Listed on its MySchools page, a program's Eligibility Requirements tell you who can apply to it. For instance, if a program's eligibility is "Open to students and residents of District 27," this means that only students who live or attend public elementary schools in District 27 can apply. Students who live and attend schools in other districts are not eligible to apply to that program, and will not be able to add it to their application.

Most programs have one of three eligibility types: district, boroughwide, or citywide.

DISTRICT PROGRAMS Open to students and residents of the district

Your child can apply to programs that are located in the district where your family is zoned for middle school and, if different, in the district where your child attends public elementary school. Sometimes families are zoned for middle school in a different district than where they are zoned for elementary school. In these cases, the middle school's zone determines your child's eligibility.

Some district programs are open to all students who live or go to school in that district; other programs have more specific eligibility requirements. If a program’s eligibility is “Open to students who live in the zone,” this means it’s only open to applicants who live in the smaller geographic zone around that school (rather than the larger district).

BOROUGHWISE PROGRAMS Open to students and residents of the borough

These programs are open to all students who live or currently attend elementary school in a particular borough. For example, all students in the Bronx have boroughwide eligibility to all Bronx middle schools.

CITYWIDE PROGRAMS Open to all NYC residents

These programs are open to all middle school applicants across the City. Some citywide middle schools may require students to audition as part of the admissions process—learn more at schools.nyc.gov/MS.

PROGRAM FEATURES

Once you know which programs your child can apply to, it’s time to learn more about them! Consider what matters most to you—this might be location, language offerings, a sports team, or accessibility. See **Section 2.0** for a tutorial on how to use MySchools to search for and explore programs.

CHARTER SCHOOLS

Charter schools are free public schools that operate independently from the NYC Department of Education (DOE) and are open to all NYC students. All students eligible to apply to DOE public middle schools are also eligible to apply to charter middle schools. Charter schools have separate admissions processes. If you would like to apply to a charter school, please contact that school directly to find out how to apply. Learn more at schools.nyc.gov/Charters.

7.3 LEARN HOW STUDENTS GET OFFERS

How can you know your chances of getting an offer to a specific program? And how do you increase your chances of getting an offer to a program on your application? It helps to start by learning how offers are made. Students get offers to programs based on **four key factors**.



YOUR APPLICATION CHOICES

The most important factor in determining where your child goes to middle school is how you complete their application. This is your best opportunity for your child to get an offer to a school you prefer, so be sure to make thoughtful choices.

- From your options, choose up to 12 programs that your child would like to attend and add them to your child's application. Adding more choices increases your chances of getting an offer to one of those choices; it does NOT lower your chance of getting an offer to any of your top-choice programs. You have the same chance of getting an offer from your top choice whether you include only that choice or eleven additional choices below it.
- Be sure to place programs on the application in your true order of preference, with your child's first-choice program as #1, their second-choice program as #2, and so on. Your child will be considered for their first-choice program first. If they don't get an offer to their first choice, then they will be considered for their second-choice program as though it were their first choice, and so on. They will get an offer from their highest possible choice considering the other factors discussed in this section. Middle schools will not see what order you place them in and will not know if they were your first or twelfth choice.



EACH PROGRAM'S SEAT AVAILABILITY

SEATS AND DEMAND. Each middle school has a specific number of seats for applicants. Find out how many spots were available for incoming students last year (Seats) and how many students applied for those seats (Applicants) in the Admissions section of MySchools. You can learn how in-demand a program was by how many people applied for each available seat (Applicants Per Seat)—a higher number of applicants per seat means higher demand.

SEAT GROUPS. For admissions purposes only, each program admits general education students and students with disabilities in two separate groups. Your middle school application will show your designation. This is not something you choose.

General Education Students (GE)

- For students who do not have Individualized Education Programs (IEPs)
- For students whose IEPs recommend related services only, or whose current IEPs recommend special education instructional programming* for 20% or less of their academic program

Students with Disabilities (SWD)

For students who are recommended for special education instructional programming* for more than 20% of their academic program as indicated on their current IEP



EACH PROGRAM'S ADMISSIONS PRIORITIES

A program's admissions priorities determine which applicants get offers before others. For a program with more than one admissions priority, applicants are considered for offers in groups, in priority-group order:

- All students in priority group 1 will be considered first.
- If seats remain, students in priority group 2 will be considered next, and so on.

Admissions priorities are only used if a program has more applicants than available seats. You can find any program's admissions priorities on its MySchools page. When you're logged in to your account, you can also see your child's priority group for each program. As you explore your middle school options, check which admissions priority group your child is in for each program of interest. Programs have different admissions priorities, and your child will be in different priority groups for different programs.

TIP Apply to some programs where your child is in priority group 1.

COMMON ADMISSIONS PRIORITIES



Sibling Priority

At schools where the final year is eighth grade, middle school applicants with siblings currently in sixth or seventh grade have priority to attend their sibling's school. If the school has younger grades (for example, grades K-8), middle school applicants with siblings currently in kindergarten, first, second, third, fourth, or fifth, sixth, or seventh grade have priority to attend their sibling's school. **At schools that continue through twelfth grade**, middle school applicants with siblings currently in sixth, seventh, eighth, ninth, tenth, or eleventh grade have priority to attend their sibling's school. This priority only exists at schools with an Open admissions method. Learn more in the next section.



Priority to continuing fifth graders

Students who currently attend a school that continues to grade 8 or 12 are guaranteed an offer to their school's middle school program if they include it on their application. You do NOT need to place your child's continuing school as your first choice to keep your guarantee, but you do need to include it on your application.



Priority to students and residents of the district (or borough)

Students may have priority to attend certain programs based on where they live and/or go to school. If a student lives and goes to public school in different boroughs or districts, that student has priority in both places.



Priority to residents of the zone

Students who are zoned to a middle school have priority to attend the zoned program at that school. To get this priority, add your zoned program(s) to your child's application. You do NOT need to place your zoned program as your first choice to get this priority.



Priority to applicants eligible for free and reduced lunch (FRL) for up to 50% of seats

This is one example of a Diversity in Admissions (DIA) priority. In this case, applicants whose families meet a specific income requirement have an admissions priority to 50% of seats in this program.



ADMISSIONS METHODS

Admissions methods are the ways programs make offers to students. Here are the admissions methods for middle school admissions:

Open: students are randomly selected.

Screened: students are selected based on their academic record.

Audition: students are considered based on their score from an audition.

Language Criteria: students are selected based on their home language, and / or English language learning status.

Zoned: students can apply if their home address is part of that school's zone.

To learn more about how admissions methods work, visit schools.nyc.gov/MS.

TIP To see an example of how applicants get offers to a program based on seat availability, admissions priorities, and random numbers, turn to the **inside back cover** of this guide.

7.4 APPLY TO MIDDLE SCHOOL

- **For current public school students:** Your child's welcome letter will walk you through how to set up your MySchools account and access their application. Your child's current school counselor can support you throughout the admissions process.
- **For current private or parochial school students:** If you want to apply to NYC Department of Education (DOE) middle schools, our Family Welcome Center staff members are here to help you set up a MySchools account and get started.

HOW TO APPLY

Mark your calendar! **The middle school application deadline is ___/___/___ (fill in the blanks).**

Before you apply, be sure to check if specific programs on your application have additional requirements, such as auditions, and to complete them by the deadline provided.

Apply one of three ways by the deadline:



Online with MySchools. Recommended! During the application period, this option is available 24 hours a day, 7 days a week. Apply online in English, Arabic, Bangla, Chinese, French, Haitian Creole, Korean, Russian, Spanish, and Urdu. Don't forget to click the **Submit Application** button. When you see the **confetti**, you'll know we've received your child's application!



Through your child's current public school counselor. Speak to a school counselor—they can help you submit your application.

Through a Family Welcome Center. Find our most up-to-date hours and locations at **schools.nyc.gov/FWC**. Interpretation services are available in more than 200 languages—you can ask questions and request information about admissions in your language.

7.5 GET YOUR OFFER

Your child's middle school offer letter will include an offer to a NYC Department of Education (DOE) public middle school for fall 2024. It will also include information about waitlists and next steps. For the most up-to-date information on waitlists, visit **schools.nyc.gov/Waitlists**.

WAITLISTS

A middle school program's waitlist is a list of applicants who applied to that program but did not receive an offer to attend it. If a seat becomes available at a program after offers go out, the school can make an offer to the first student on that program's waitlist.

- Your child is automatically on the waitlist for any program that you listed higher on your child's application than the program where they got an offer. For example, if your child got an offer to attend the program you listed third on their application, they will automatically be added to the waitlist for your first- and second-choice programs.
- When waitlists open (after offers go out), you have the option to add your child to additional programs' waitlists.
- While waitlists are open, you can use your MySchools account to add your child to waitlists, check your child's place on any school's waitlist, and accept or decline waitlist offers. Waitlist offers are made based on seat availability, admissions priorities, and admissions methods according to your seat group.
- If a school can make you a waitlist offer, they will contact you directly, and you would have approximately one week to accept or decline that offer.

MY APPLICATION CHOICES

1 _____

2 _____

3 _____

4 _____

5 _____

6 _____

7 _____

8 _____

9 _____

10 _____

11 _____

12 _____



Explore your school and program options and apply at [MySchools.nyc.](https://www.myschools.nyc.gov)



High School

Grades 9-12

There are two pathways to NYC Department of Education (DOE) public high school in NYC, and you can take both!

Submit a High School Application

Choose from 700+ programs at 400+ high schools. You can apply to 12 programs with your personalized application.

Participate in Specialized High Schools Admissions

- **8 Testing Specialized High Schools:** Register for and take the Specialized High Schools Admissions Test (SHSAT) to apply to any/all of these schools.
- **1 Audition Specialized High School:** Register to audition, then audition to apply for 1 to 6 programs at Fiorello H. LaGuardia High School of Music & Art and Performing Arts.



TIP Watch our admissions videos at schools.nyc.gov/HS! We'll walk you through how to explore programs, create a MySchools account, and apply.



New to NYC public schools?

Need a school now? Visit schools.nyc.gov/NewStudents or call 718-935-2009 to learn what to do.

8.0 High School and Specialized High Schools

Admissions **ACTION CHECKLIST**



Fill in the blanks as you use this checklist.

1 LEARN ABOUT HIGH SCHOOL ADMISSIONS

- Read this guide! Check schools.nyc.gov/HS and schools.nyc.gov/SHS for the most up-to-date information.
- Sign up for our high school admissions email list at schools.nyc.gov/SignUp. We'll send you updates and reminders about this year's admissions timeline and events.
- Learn about admissions events on our website. I will attend an event on ___/___/___.

2 EXPLORE SCHOOLS AND PROGRAMS

- Use [MySchools.nyc](https://myschools.nyc.gov) to start exploring program options. For a tutorial on how use MySchools, see **Section 2.0**.
- Discuss high school options with your family! Start building a list of favorite programs.
- Make an appointment with your school counselor to discuss your high school options.
- Attend open houses! Check the MySchools event calendar for dates, times, and locations, or visit programs' websites directly for the latest event updates, resources, and contact information.

3 SET UP YOUR MYSCHOOLS ACCOUNT AND ADD YOUR CHILD.

4 APPLY TO HIGH SCHOOL

- Learn when to apply to high school: The deadline to apply is ___/___/___.
- Add 12 programs to your application in your true order of preference. Learn how to submit a balanced application in **Section 8.3!**
- Apply to high school by the deadline. How do you plan to apply? **Choose one option:**
 - Online at [MySchools.nyc](https://myschools.nyc.gov)
 - Through your school counselor or a Family Welcome Center (schools.nyc.gov/FWC)
- Complete any additional requirements, such as an audition.

AND/OR THE SPECIALIZED HIGH SCHOOLS

- Register for the Specialized High Schools Admissions Test (SHSAT) and/or for LaGuardia High School auditions by the deadline. Register for LaGuardia auditions by ___/___/___, and/or register for the SHSAT by ___/___/___.
- How do you plan to register?
Choose one option:
- Online at [MySchools.nyc](https://myschools.nyc.gov)
 - Through your school counselor or a Family Welcome Center (schools.nyc.gov/FWC)
- Prepare for the SHSAT and/or auditions—learn how at schools.nyc.gov/SHS.
 - Take the SHSAT and/or audition. After you register, we'll confirm details on how and where you will test and/or audition.

5 GET YOUR OFFER LETTER

- This letter will include any high school offer(s) and any Specialized High Schools results, if applicable, as well as information about waitlists and next steps.

TIP Watch our high school admissions video series at schools.nyc.gov/HS and our Specialized High Schools videos at schools.nyc.gov/SHS. We'll walk you through how to explore schools and programs, create a MySchools account, and apply.



High School Videos



Specialized High Schools Videos

8.1 WHO CAN APPLY?

To apply to high school and/or participate in Specialized High Schools admissions in New York City, you must be both:

- A NYC resident and
- A current eighth grade or ninth grade student who is not repeating ninth grade.

8.2 EXPLORE HIGH SCHOOLS AND PROGRAMS

In NYC, you have hundreds of high school options, and you can apply to programs across the City.

As you begin exploring, consider what matters most to you—this might be location, language offerings, AP courses, a particular interest area, a sports team, or accessibility.

- **Year-round**, anyone can search for schools and programs in the MySchools public directory at MySchools.nyc/schools/high-school.
- **After you get your welcome letter**, you can log in to your **MySchools.nyc** account, to access a personalized search and save favorite programs. When the application opens, you can start adding programs to your application.
- **Specialized High Schools** use a separate admissions process and cannot be added to your high school application—see **Sections 8.0** and **8.5-8.6**.

TYPES OF HIGH SCHOOLS

Some high schools reserve seats for specific student groups, serve students who are new to this country, offer additional services for students and families, or provide opportunities for students to earn college credits and/or gain work experience. You can learn more about these high school options—including Career and Technical Education programs, Early College schools, and Community Schools on the NYC Department of Education (DOE) website (schools.nyc.gov) and in MySchools.

HIGH SCHOOL PROGRAMS

When you apply to high school, you are really applying to programs. Think of programs as doorways to get into a school. If a school has multiple programs, you can apply to more than one program at that school. For instance, a school might have a film/video program and a technology program; if you were interested in both film and computer science, you might apply to both programs at the same school. They would count as two different program choices on your application.

Some programs have seats set aside for students who are starting tenth grade next year; if you are a current first-time ninth grade student, you can apply to these programs.

Each school's MySchools directory page includes program information. Browse these sections to find programs that interest you. Program information can also help you figure out your chances of getting an offer to a specific program. See **Section 2.0** for a tutorial on how to use MySchools.

All programs offer a broad liberal arts education, and all include courses across a wide range of subjects. Additionally, most programs focus on up to two interest areas, such as architecture or science and math, and they may offer additional courses in that subject or field. Many but not all programs' interest areas are also part of their names.

Schools offer programs in the following 21 interest areas:

Animal science

Architecture

Business

Communications

Computer science and technology

Cosmetology

Culinary arts

Engineering

Environmental science

Film/video

Health professions

Hospitality, travel, and tourism

Humanities and interdisciplinary

JROTC

Law and government

Performing arts

Performing arts/visual art and design

Project-based learning

Science and math

Teaching

Visual art and design

SCHOOL AND PROGRAM ELIGIBILITY REQUIREMENTS

Some schools or programs are only open to students who speak a home language other than English or who meet other eligibility requirements. For instance, a program’s eligibility could be “Open only to New York City residents whose home language is Spanish.” This means that only students whose home language is Spanish can list this program on their application.

Please note that a program may have more specific eligibility requirements than the larger school. If no eligibility is listed, all students can apply.

CHARTER HIGH SCHOOLS

Charter schools are free public high schools that are open to all NYC students and that operate independently from the DOE. All students eligible to apply to DOE public high schools are also eligible to apply to charter high schools. Charter schools have a separate admissions process—you cannot add them to your high school application. If you would like to apply to a charter high school, please contact that school directly to find out how to apply. Learn more at schools.nyc.gov/Charters.

8.3 LEARN HOW STUDENTS GET OFFERS

How can you know your chances of getting an offer to a specific high school program? It helps to start by learning how offers are made. Students get offers to programs based on four key factors—learning about them can help you know your chances of getting an offer to each program of interest. For an example of how this works, turn to the inside back cover of this guide.



YOUR APPLICATION CHOICES

The number of choices you add to your application and how you order them matter. Adding more meaningful choices increases your chances of receiving an offer to a program you want. To understand what makes a balanced application, first read about these four factors, then use the **Balanced Application Checklist** [*see the end of this section*] as a guide.

There is no way to guarantee an offer to your first-choice program, or to any program on your application. The best way to get an offer from your application and to be happy with that offer is to apply to 12 programs (no fewer), any of which you’d be happy to attend. With more than 700 program options to choose from, we invite you to explore a variety of programs.

- Adding more meaningful choices to your application increases your chance of getting an offer to a program you want.
- Adding more choices will NOT harm your chances of getting an offer to your favorite program; however, listing fewer than 12 choices lowers your chances of getting an offer to a program of your choice.

- Place the programs on your application in your true order of preference, with your favorite program as #1. There is no better strategy! You will be considered for your first-choice program first. If you don't get an offer to your first choice, then you will be considered for your second-choice program as though it were your first choice, and so on. High schools will not see your application choice order, so they will not know if they are your first or twelfth choice.



EACH PROGRAM'S SEAT AVAILABILITY

For admissions purposes, each high school program admits students in two seat groups: general education students and students with disabilities. Your application will show your designation—this is not something you choose.

SEAT GROUPS

General Education Students (GE)

- For students who do not have IEPs
- For students whose IEPs recommend related services only, or whose current IEPs recommend special education instructional programming* for 20% or less of their academic program

Students with Disabilities (SWD)

- For students who are recommended for special education programming* for more than 20% of their academic program as indicated on their current IEP

*Special education instructional programming includes Integrated Co-Teaching (ICT) classes, Special Class (SC), and Special Education Teacher Support Services (SETSS). Adapted Physical Education (APE) and Related Services, such as speech, occupational therapy (OT), and physical therapy (PT), are not considered special education instructional programming for the purposes of high school admissions. Students with 504 plans are not entitled to seats for students with disabilities if they do not have an IEP recommending the student also receive special education instructional programming for more than 20% of their academic program.

Seats and Demand

Each high school program has a specific number of seats for applicants. You can find out how many seats were available at this program last year (Seats) and how many total students applied for those seats (Applicants) in the Admissions section of MySchools. Learn how in-demand a program was by how many people applied for each available seat (Applicants Per Seat). Note that all numbers are from last year.

A program's applicants per seat shows how in-demand or popular the program was last year. This can help you know your chances of getting an offer to that program.

- If a program has three or more applicants per seat, it is in high demand. All applicants have a lower chance of getting an offer to a program with three or more applicants per seat.
- If a program has two applicants per seat, it is in average demand. Consider more factors to determine your chances of getting an offer.

- If a program has one applicant per seat, it is in lower demand. In most situations, you would have a higher chance of getting an offer to this program, but consider more factors to determine your chances. Be sure to check the program’s eligibility description and your priority group for the program.



EACH PROGRAM’S ADMISSIONS PRIORITIES

Some programs give a priority to specific groups of applicants before others. If a program has multiple admissions priorities, applicants are considered in groups. A program’s admissions priorities determine the order in which these groups are considered for offers to each program.

- All applicants in priority group 1 will be considered first.
- If seats are still available, applicants in priority group 2 will be considered next.

Continuing Programs

Students who currently attend a school that continues to grade 12 are guaranteed an offer to a program at that high school if they include it on their application. Students are considered for any programs listed on their application above their continuing school first. You do NOT need to place your child’s continuing school as your first choice to keep your guarantee, but you do need to include it on your application.

Diversity in Admissions (DIA)

Some programs give a priority for a certain percentage of seats to students who are English Language Learners (ELLs), are low-income, or who meet other criteria. The schools currently participating in DIAs are listed at schools.nyc.gov/DiversityAdmissions. You can learn about programs’ specific priorities on their MySchools pages.



ADMISSIONS METHODS

Admissions methods are the ways programs make offers to students; they also describe what you need to do to be considered for a program. In most cases, all you have to do is list the program on your application. Here are the different HS admissions methods:

Open: students are randomly selected.

Educational Option (Ed. Opt.): students are grouped into higher, medium, and lower performing groups to preserve academic diversity, and then randomly selected.

Screened: students are selected based on their academic record.

Screened with Assessment: students are selected based on a weighted average of their academic record, and their score on the school’s admissions task.

Screened: Language / Academics: students are mainly considered based on their home language, and/or English language learning status.

Audition: students are considered based on their score from an audition.

Zoned: students are considered based on whether their home address is part of that school's zone.

Learn more in the **back inside cover** of this guide and at **schools.nyc.gov/HowAdmissionsWorks**. Get the most up-to-date information on a specific program's admissions method and selection criteria on its MySchools page.

BALANCED APPLICATION CHECKLIST

Before you submit your application, use this checklist and make sure that your application has...

- 12 program choices.** Finding more programs that interest you and adding them to your application increases your chance of getting an offer to a program you want.
- Your program choices in your true preference order.** Always place the programs on your application in your true order of preference, with your favorite program as #1. There is no better strategy!
- Not just high-demand programs.** Fewer applicants per seat at a program means a higher chance of getting an offer there.
- Some programs where you are in priority group 1.** Being in a program's first priority group means a higher chance of getting an offer to it.
- A mix of admissions methods.** If you're applying to any screened or audition programs, be sure to also include some programs that use other admissions methods.

8.4 APPLY TO HIGH SCHOOL

- **For current public school students:** Your child's welcome letter will walk you through how to set up your MySchools account and access their application. Your current school counselor can support throughout the admissions process.
- **For current private or parochial school students:** If you want to apply to NYC Department of Education (DOE) high schools, our Family Welcome Center staff members are available to help you set up a MySchools account and get started—learn how to contact us on the next page.

Be sure to apply to 12 programs and place them in your true order of preference, with your favorite as #1!

HOW TO APPLY

Mark your calendar! **The high school application deadline is ___/___/___** (*fill in the blanks*).

Apply one of three ways by the deadline:



Online with MySchools. *Recommended!* During the application period, this option is available 24 hours a day, 7 days a week. Apply online in English, Arabic, Bangla, Chinese, French, Haitian Creole, Korean, Russian, Spanish, and Urdu. Don't forget to click the **Submit Application** button. When you see the **confetti**, you'll know we've received your child's application!



Through your current school counselor. Your school counselor can help you submit your application.

Through a Family Welcome Center. Learn more in **Section 1.3** and at **schools.nyc.gov/FWC**. Interpretation services are available in more than 200 languages: you can ask questions and request information about admissions in your language.

Remember: The Specialized High Schools and charter schools have separate admissions processes—you cannot add them to your high school application.

APPLYING TO SCREENED OR AUDITION PROGRAMS?

Be sure to check if specific programs on your application have additional requirements, such as auditions, and to complete them by the deadline provided.

8.5 PARTICIPATE IN SPECIALIZED HIGH SCHOOLS ADMISSIONS

There are nine Specialized High Schools in New York City. These schools have a separate admissions process from the high school application. You can apply to one Specialized High School by auditioning and up to eight of these schools by taking the Specialized High Schools Admissions Test (SHSAT).

ONE AUDITION SPECIALIZED HIGH SCHOOL—AUDITION TO APPLY

During the registration and audition periods, you can apply to Fiorello H. LaGuardia High School of Music & Art and Performing Arts (LaGuardia) by registering to audition and then submitting a portfolio and/or auditioning in a talent area for up to six different arts programs:

Fine & Visual Art	Instrumental Music	Drama
Vocal Music	Dance	Technical Theater

LaGuardia High School also considers students' academic records. Applicants to LaGuardia programs do not need to take the SHSAT; this test is not used to make offers to LaGuardia.

Visit schools.nyc.gov/SHS to:

- Learn how and when to register and audition.
 - Find out how to prepare for auditions in each discipline.
-

EIGHT TESTING SPECIALIZED HIGH SCHOOLS—TAKE THE SHSAT TO APPLY

During the registration and testing periods, you can apply to any/all of the other eight Specialized High Schools by registering for and then taking the Specialized High Schools Admissions Test (SHSAT). This process also includes indicating which of these schools you'd want to attend, in your true order of preference:

The Bronx High School of Science	High School of American Studies at Lehman College
The Brooklyn Latin School	Queens High School for the Sciences at York College
Brooklyn Technical High School	Staten Island Technical High School
High School for Mathematics, Science and Engineering at City College of New York	Stuyvesant High School

Visit schools.nyc.gov/SHS to:

- Learn how, when, and where to register for and take the SHSAT.
- Find practice tests and information about the exam. Learn about testing accommodations for the SHSAT at schools.nyc.gov/SHS.
- Learn what to expect and bring the day of your test.

8.6 GET YOUR OFFER

OFFERS

Your high school offer letter will include any high school offer(s) including, if applicable, any Specialized High Schools results. It will also include information about waitlists and next steps. If you get more than one offer (such as to a Specialized High School and a program from your application), you will be given a deadline to choose one.

After offers are released, you can use your MySchools account to:

- Access your offer information.
- Choose between multiple offers, if applicable.

During offer season, many schools will have open houses, orientation events, and/or resources for prospective and/or admitted students. Check schools' websites for the most up-to-date information on these opportunities.

WAITLISTS

A program's waitlist is a list of applicants who want to attend that program but do not have an offer to it. Waitlists open after offer letters go out. Then, while waitlists are open, high schools use waitlists to fill any ninth- or tenth-grade seats that become available. If any seats become available at a program while waitlists are open, the school can make waitlist offers to the students on that program's waitlist. Schools can only make waitlist offers in the order students are positioned on its waitlist. Learn more about waitlists at schools.nyc.gov/Waitlists.

- You are automatically on the waitlist for any program that you listed higher on your application than the program where you received an offer. For example, if you got an offer to attend the program you listed third on your application, you will automatically be on the waitlist for your first- and second-choice programs.
- When waitlists open, you can use your MySchools account to:
 - Add yourself to additional programs' waitlists—this is optional.
 - Check your position on any program's waitlist.
 - Accept or decline waitlist offers, if applicable. Not all programs will have available seats, so not all programs will make waitlist offers. If you are on a waitlist, this is not a guarantee that you will receive a waitlist offer.
- If a school can make you a waitlist offer, they will contact you directly, and you will have approximately one week to accept or decline that offer. If you accept a waitlist offer, it replaces your current offer.

MY APPLICATION CHOICES

1

2

3

4

5

6

7

8

9

10

11

12



Explore your school and program options and apply at [MySchools.nyc.](https://www.myschools.nyc.gov)

HOW STUDENTS GET OFFERS TO NYC PUBLIC SCHOOLS:

An Example



New to NYC public schools?

Need a school now? Visit schools.nyc.gov/NewStudents
or call 718-935-2009 to learn what to do.

HOW STUDENTS GET OFFERS

There are four factors that determine which students are matched to which programs.



YOUR APPLICATION CHOICES

The choices that you add to your application and the order in which you place them matter! The best strategy is to put programs in your true order of preference, with your first choice at the top as #1. You will be considered for your first-choice program first and be matched to your highest possible choice based on the factors that follow. No school or program will know if you placed them first or last on your application.



EACH PROGRAM'S AVAILABLE SEATS

Each program has a certain number of available seats. If a program has more applicants than seats, the remaining factors listed below are used to make offers.



EACH PROGRAM'S ADMISSIONS PRIORITIES

Some programs give admissions priorities to specific groups of applicants before others, such as to students who live in a specific district, who have siblings at the school, or who speak specific languages. All students in a program's priority group 1 are considered first for offers. Then, if seats are still available, students in that program's priority group 2 will be considered next, and so on. You will be in different priority groups for different programs.



ADMISSIONS METHOD

Based on factors like students' randomly assigned numbers, academic records, auditions, ELL status, or enrollment in a continuing school.

- For most processes and programs, each applicant is assigned a random number as part of the admissions process. If there are fewer available seats than applicants within a priority group, these **randomly assigned numbers** determine the order in which students get offers—**note the example on the facing page to see how this works!**
- Some processes and programs use admissions methods that evaluate applicants (such as by audition). For these programs, students are admitted in an order determined by the selection criteria, which could be an audition score or the student's academic record, for example.


Learn more about how offers are made by specific processes at

schools.nyc.gov/HowAdmissionsWorks

Example How students get offers to a sample program


This varies by admissions process.

Program X has **eight available seats and eleven applicants**. Because there are more applicants than seats, not all applicants will get an offer to Program X. This means that **admissions priorities** for Program X will determine which groups of applicants receive an offer first.




PRIORITY GROUP 1

First, the applicants in priority group 1 are considered for offers. Since there are four of them and eight available seats, all priority 1 applicants get an offer to this program.



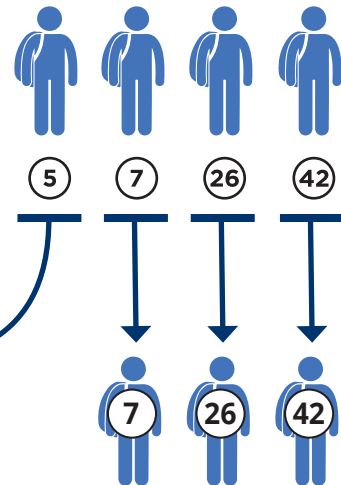
PRIORITY GROUP 2

Next, the applicants in priority group 2 are considered for offers. Four seats remain, and since there are only three applicants in priority group 2, all of them get offers.



PRIORITY GROUP 3

Finally, the applicants in priority group 3 are considered for offers. Only one seat is left. This means that students' **randomly assigned numbers** will determine who gets that offer.



As part of the admissions process, each applicant was assigned a random number. Applicants are ordered by random number within priority groups.



OFFER TO PROGRAM X



Only the student with the strongest random number from priority group 3 gets an offer to this program. Now all seats at Program X are filled.

WAITLISTED

The remaining three applicants do not get an offer to Program X. These students will now be considered for offers at the next program on each of their applications. They are also each added to this program's waitlist.

LEARN MORE AND APPLY

Find Programs and Apply **MySchools.nyc**

Explore program options. Create an account to access your personalized application, apply, and get your offer—all in one place.

Be the First to Get Admissions Updates **schools.nyc.gov/SignUp**

Sign up for our admissions email lists to get the latest updates, resources, key dates, and event information!

Learn About Admissions **schools.nyc.gov/Admissions**

Find the most up-to-date information about admissions and enrollment on our process webpages. Watch our video series and attend events to learn more.

GET PERSONALIZED SUPPORT

Your School Counselor

For current elementary and middle school students, your school counselor is your best guide through every step of the admissions process.

Your Family Welcome Center **schools.nyc.gov/FWC**

Family Welcome Center staff are here to guide families with students of all ages through the admissions process.

718-935-2009

Call us if you have questions about admissions.

ABOUT THIS COVER This book's cover was designed by Mya Fernandez, a student at the High School of Art and Design (Teacher: Brandon Scaglione, Principal: Maximillian Re-Sugiura). The design represents New York City education with books taking the form of large buildings. Fernandez was inspired by the diversity of City students, and also their personalities. Each child in the group was purposely made to look unique to create a sense of comfort and connection for the audience.

NYC™ **Public Schools**

Eric Adams
Mayor

David C. Banks
Chancellor